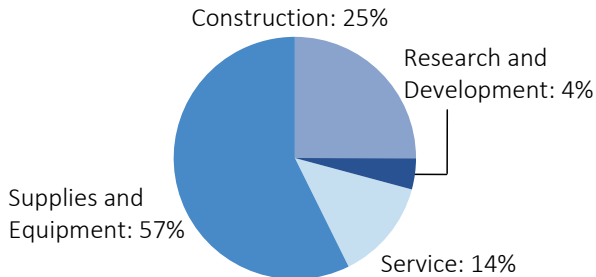


ARIZONA

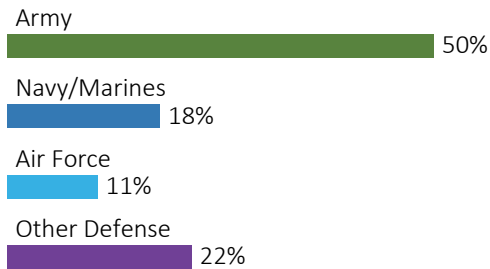
#7 \$20.2 B SPENT IN STATE	#9 5.3% OF STATE GDP	3.4% OF TOTAL U.S. DEFENSE SPENDING	\$2,723 PER RESIDENT	#7 \$17.9 B CONTRACT SPENDING	#19 45,160 NUMBER OF PERSONNEL	#20 \$2.3 B PERSONNEL SPENDING
--------------------------------------	--------------------------------	---	--------------------------------	---	--	--

DEFENSE CONTRACTS

By Type



By Service



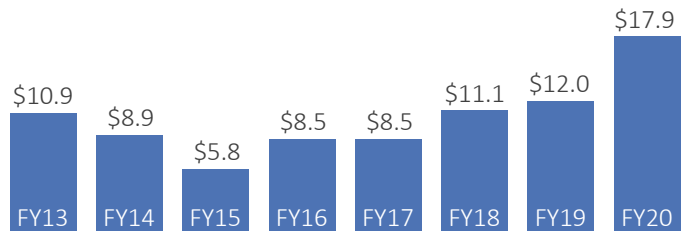
Top Defense Contractors

(M = millions, B = billions)

Raytheon	\$7.1 B
Boeing	\$2.2 B
Fisher Sand & Gravel	\$1.8 B
Barnard Construction Co. Inc.	\$1.3 B
Southwest Valley Constructors Co.	\$876.7 M
Honeywell	\$816.2 M
Northrop Grumman	\$504.6 M
General Dynamics	\$393.1 M
Raytheon/Lockheed Martin	\$216.2 M
Rural Electric Inc.	\$146.2 M

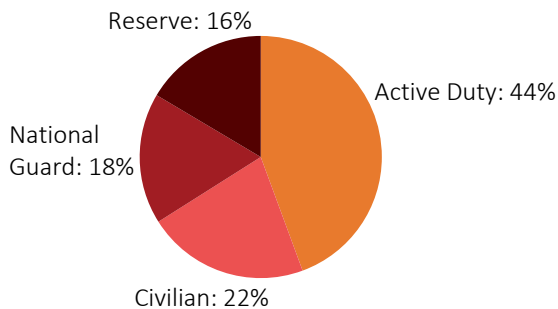
Contract Awards Performed

(By Fiscal Year, billions)

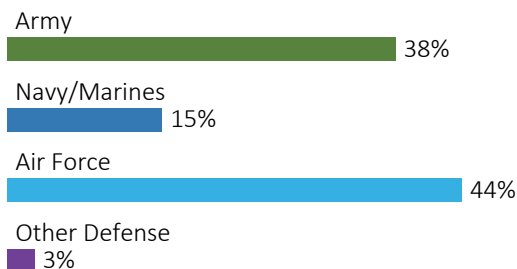


DEFENSE PERSONNEL

Allocations, By Type



Allocations, By Service



\$2.3 BILLION
TOTAL PAYROLL

45,160
TOTAL PERSONNEL

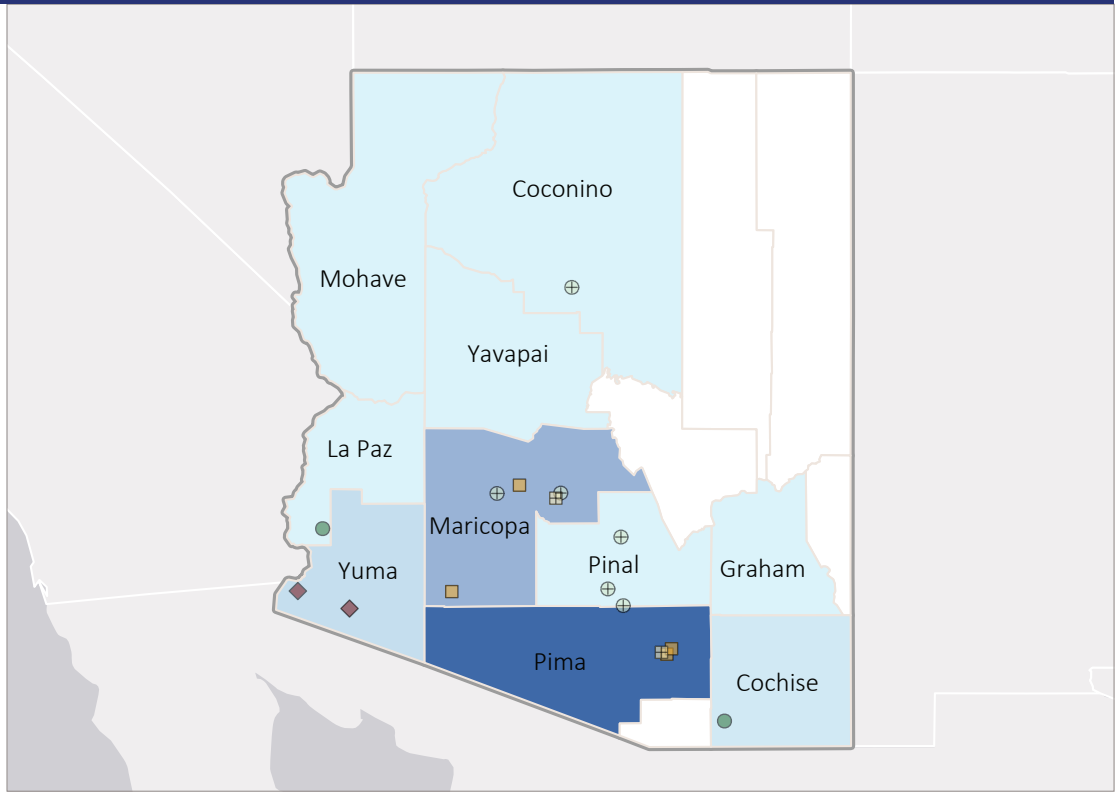
Top Defense Personnel Locations

County	Active Duty	Civilian	National Guard	Reserve	Total
Maricopa	5,387	2,573	3,710	5,116	16,786
Pima	6,489	2,904	2,519	1,612	13,524
Cochise	3,926	2,738	49	191	6,904
Yuma	3,762	1,323	63	36	5,184
Pinal	22	159	742	482	1,405
Coconino	13	46	448	ND	ND
Yavapai	15	ND	197	0	ND
Graham	0	0	40	0	40
Navajo	0	0	40	0	40
Apache	ND	ND	0	0	ND

TOP DEFENSE CONTRACT SPENDING LOCATIONS

(M = millions, B = billions)

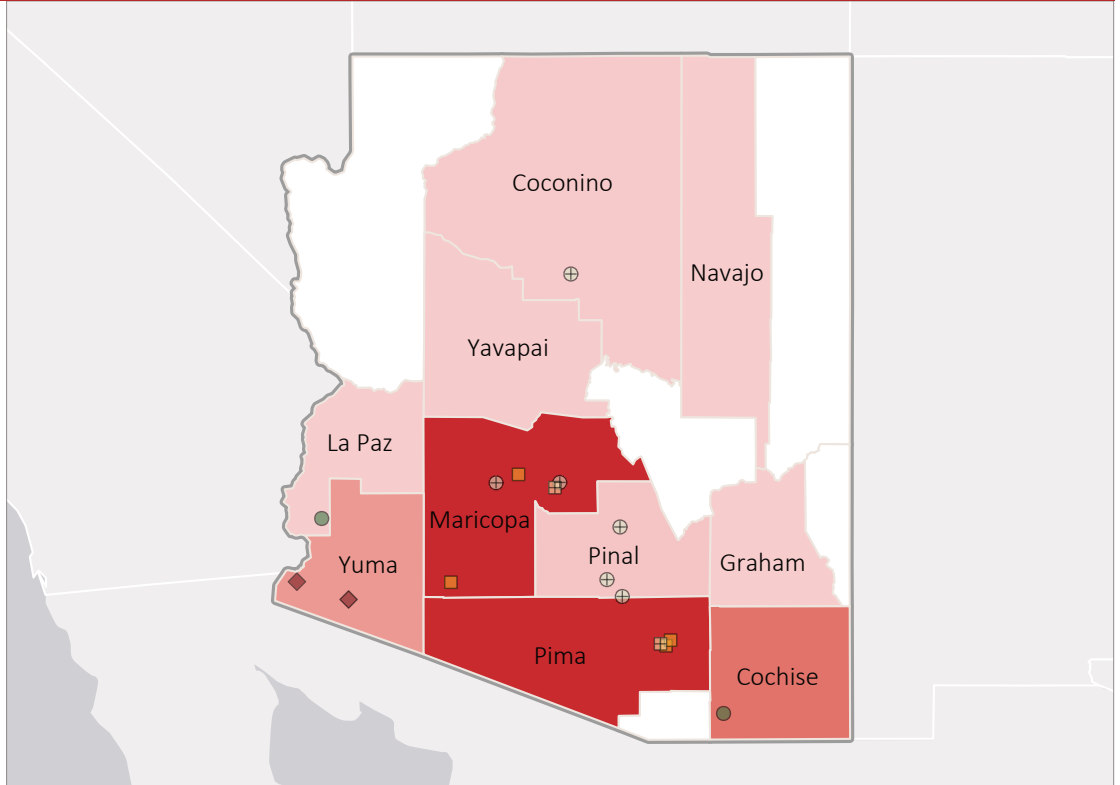
- Pima
\$10.8 B
- Maricopa
\$4.8 B
- Yuma
\$1.6 B
- Cochise
\$744.6 M
- Pinal
\$15.3 M
- Yavapai
\$12.0 M
- Mohave
\$5.4 M
- Coconino
\$4.2 M
- Graham
\$1.9 M
- La Paz
\$1.1 M



TOP DEFENSE PERSONNEL SPENDING LOCATIONS

(K = thousands, M = millions)

- Maricopa
\$747.7 M
- Pima
\$746.0 M
- Cochise
\$443.0 M
- Yuma
\$256.9 M
- Pinal
\$33.2 M
- Coconino
\$15.1 M
- Yavapai
\$5.5 M
- Navajo
\$735.4 K
- Graham
\$609.9 K
- La Paz
\$158.9 K



■ AF Active
 ■ AF Guard
 AF Reserve
 ● Army Active
 ⊕ Army Guard
 Army Reserve
 ◆ MC Active
 ▲ Navy Active
 * WHS