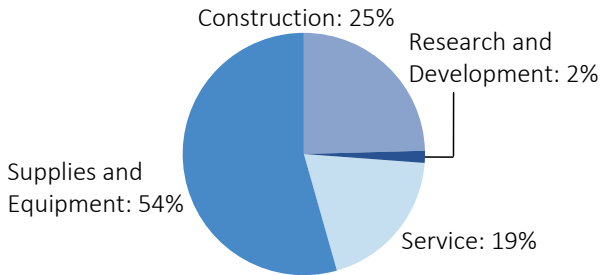


ARKANSAS

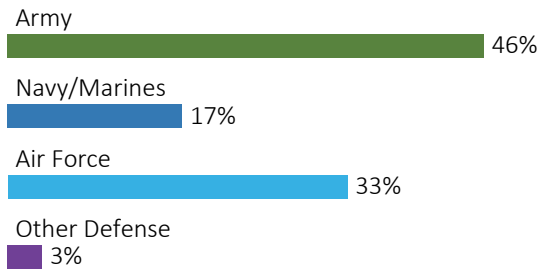
#42 \$1.6 B SPENT IN STATE	#43 1.2% OF STATE GDP	0.3% OF TOTAL U.S. DEFENSE SPENDING	\$531 PER RESIDENT	#42 \$10.9 B CONTRACT SPENDING	#35 18,432 NUMBER OF PERSONNEL	#38 \$0.7 B PERSONNEL SPENDING
--------------------------------------	---------------------------------	---	------------------------------	--	--	--

DEFENSE CONTRACTS

By Type



By Service



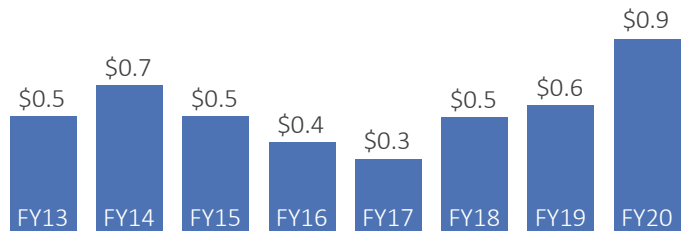
Top Defense Contractors

(M = millions)

Aerojet Rocketdyne	\$379.3 M
Contract ECC	\$180.0 M
Ducommun	\$39.6 M
Ross Group Construction Corp.	\$35.2 M
United Excel	\$23.8 M
Tigerbrain Cyntergy	\$11.4 M
PPG Industries	\$10.7 M
National Presto Industries	\$10.6 M
Cree Inc.	\$8.5 M
TransDigm Group	\$7.6 M

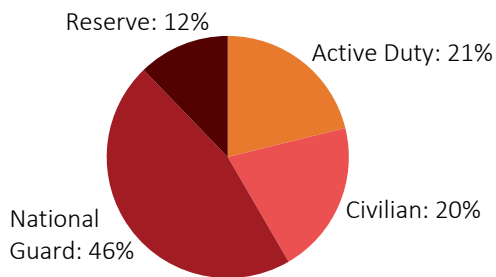
Contract Awards Performed

(By Fiscal Year, billions)



DEFENSE PERSONNEL

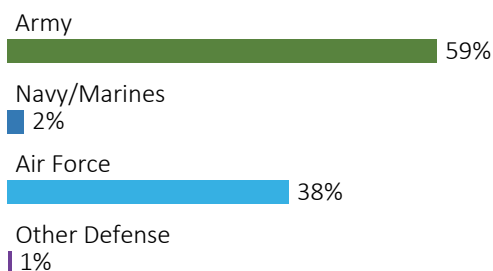
Allocations, By Type



\$725.1 MILLION
TOTAL PAYROLL

18,432
TOTAL PERSONNEL

Allocations, By Service



Top Defense Personnel Locations

County	Active Duty	Civilian	National Guard	Reserve	Total
Pulaski	3,765	2,032	3,058	1,509	10,364
Sebastian	37	367	1,366	128	1,898
Jefferson	ND	766	118	0	ND
Benton	0	39	642	151	832
Washington	15	ND	321	0	ND
Craighead	ND	20	252	50	ND
Faulkner	ND	35	74	166	ND
Pope	ND	55	124	ND	ND
Lonoke	0	ND	164	0	ND
Garland	ND	64	20	76	ND

TOP DEFENSE CONTRACT SPENDING LOCATIONS

(M = millions)

Ouachita
\$400.9 M

Pulaski
\$338.0 M

Carroll
\$23.3 M

Jefferson
\$20.4 M

Madison
\$17.1 M

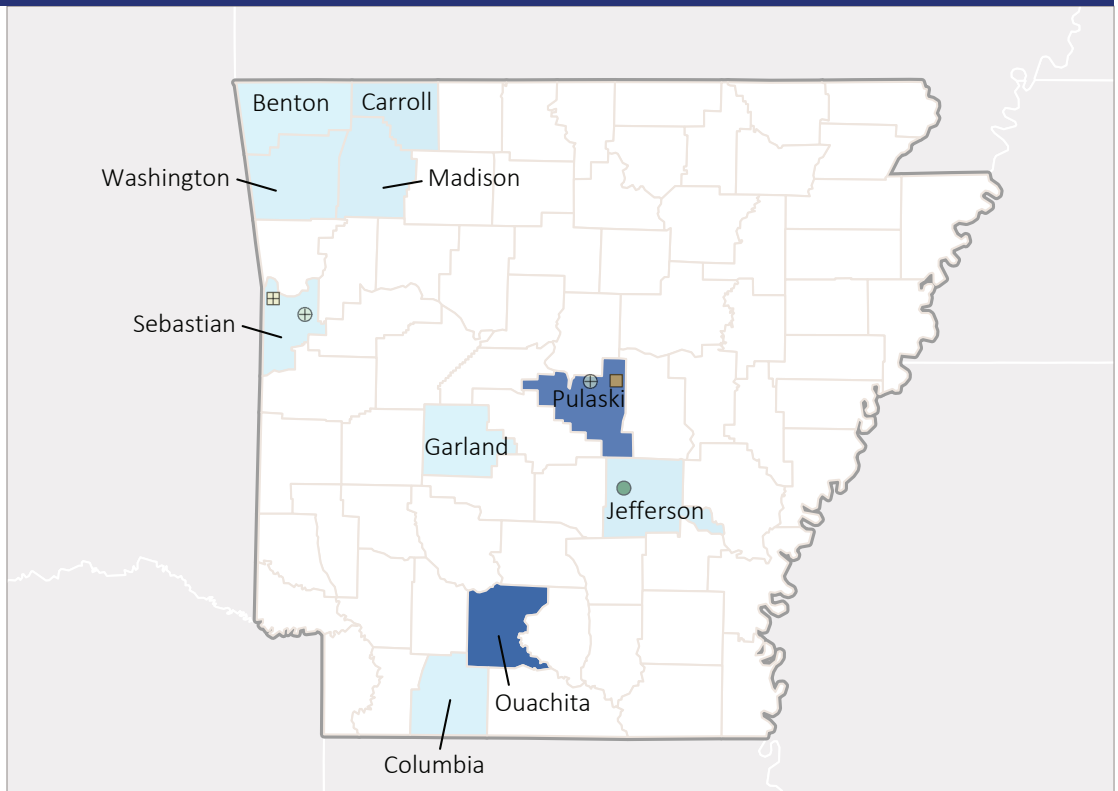
Washington
\$11.0 M

Sebastian
\$8.7 M

Columbia
\$8.3 M

Benton
\$6.8 M

Garland
\$6.0 M



TOP DEFENSE PERSONNEL SPENDING LOCATIONS

(M = millions)

Pulaski
\$490.4 M

Sebastian
\$63.0 M

Jefferson
\$53.5 M

Benton
\$15.4 M

Washington
\$8.5 M

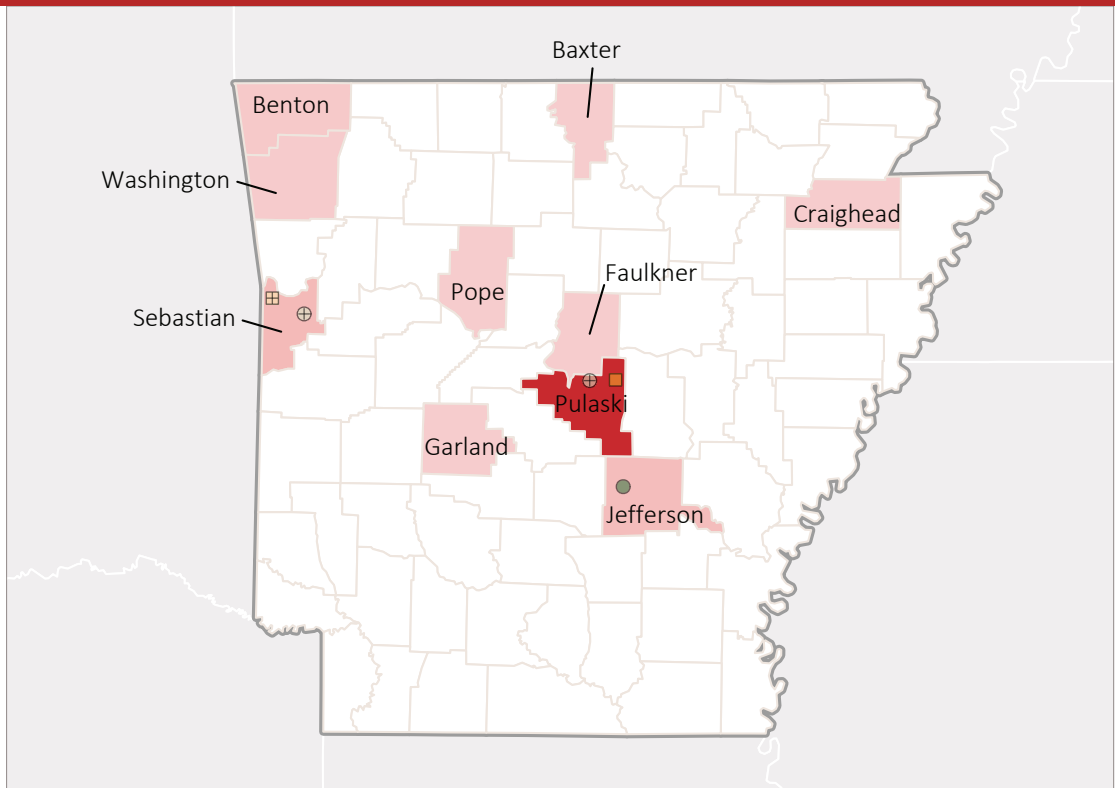
Garland
\$6.5 M

Faulkner
\$6.2 M

Craighead
\$6.0 M

Pope
\$6.0 M

Baxter
\$5.2 M



■ AF Active
 ■ AF Guard
 AF Reserve
 ● Army Active
 ⊕ Army Guard
 Army Reserve
 ◆ MC Active
 ▲ Navy Active
 * WHS