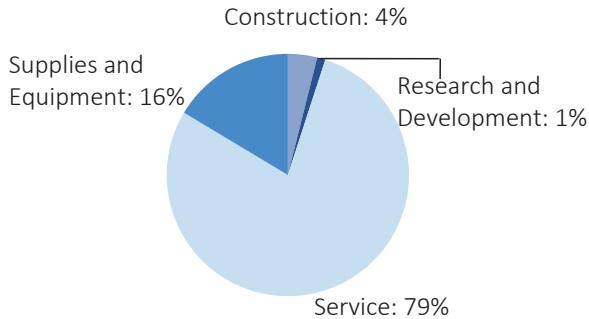


TENNESSEE

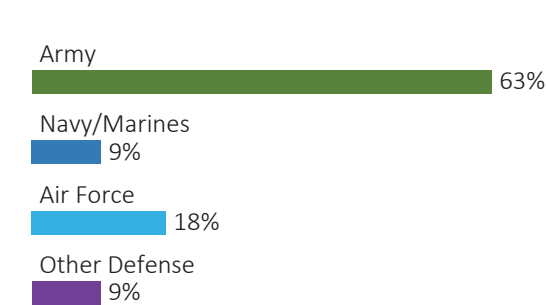
#31 \$5.1 B SPENT IN STATE	#38 1.3% OF STATE GDP	0.9% OF TOTAL U.S. DEFENSE SPENDING	\$745 PER RESIDENT	#26 \$4.0 B CONTRACT SPENDING	#28 26,938 NUMBER OF PERSONNEL	#33 \$1.1 B PERSONNEL SPENDING
--------------------------------------	---------------------------------	---	------------------------------	---	--	--

DEFENSE CONTRACTS

By Type



By Service



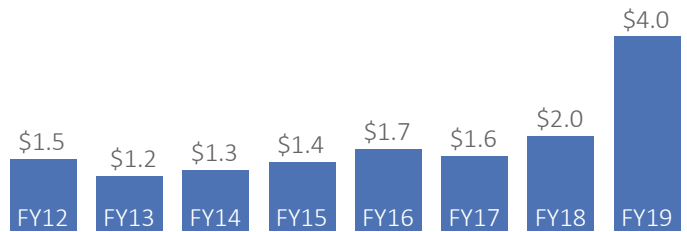
Top Defense Contractors

(M = millions, B = billions)

Consolidated Nuclear Security	\$2.1 B
FedEx	\$490.8 M
BAE Systems	\$411.4 M
Bechtel Group	\$242.2 M
Integration Innovation Inc.	\$43.9 M
L3 Technologies	\$42.4 M
AECOM	\$39.5 M
Tevet	\$28.3 M
ECI Defense Group	\$24.9 M
Cummins	\$22.4 M

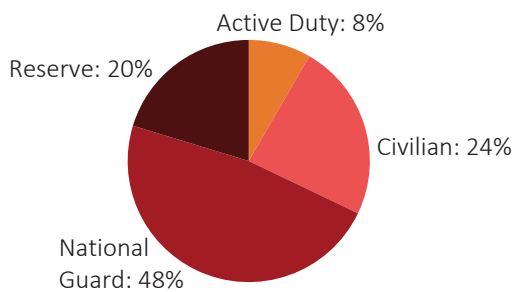
Contract Awards Performed

(By Fiscal Year, billions)



DEFENSE PERSONNEL

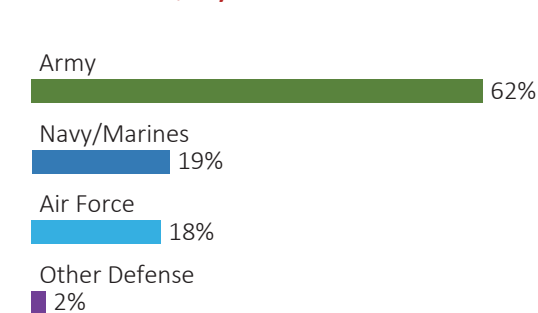
Allocations, By Type



\$1.1 BILLION
TOTAL PAYROLL

26,938
TOTAL PERSONNEL

Allocations, By Service



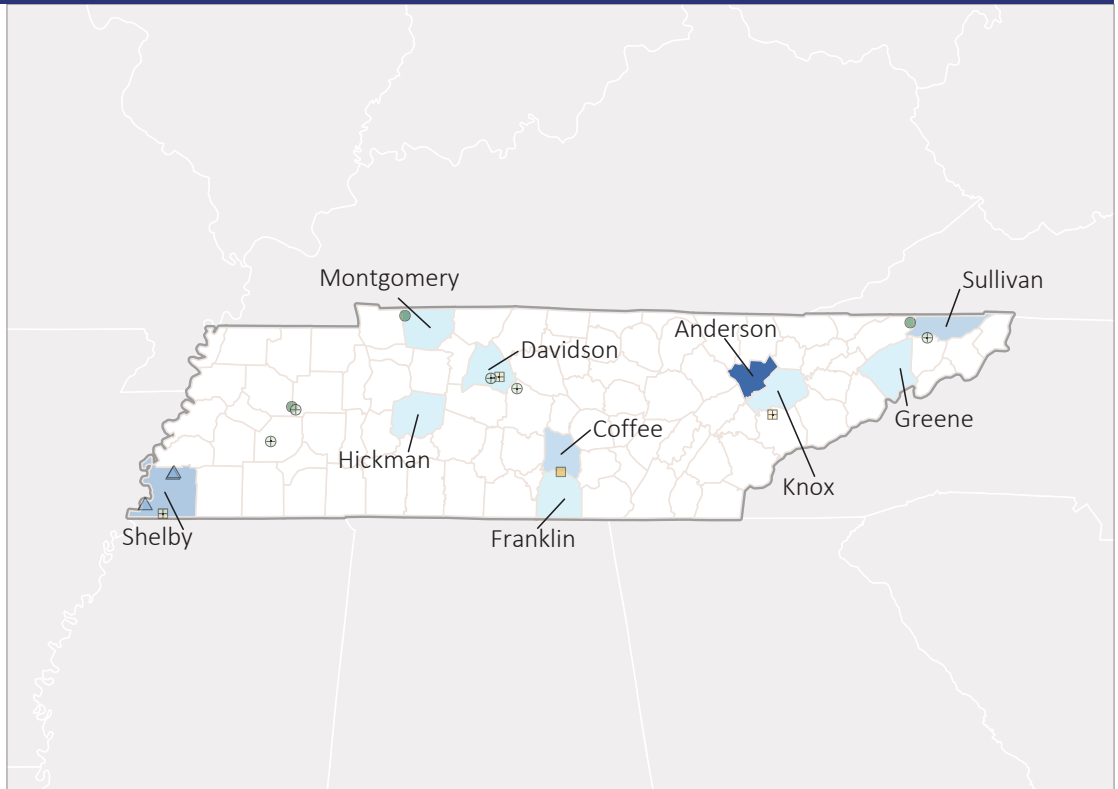
Top Defense Personnel Locations

County	Active Duty	Civilian	National Guard	Reserve	Total
Shelby	1,431	2,458	1,370	1,492	6,751
Davidson	416	1,142	2,451	1,355	5,364
Blount	24	81	1,618	ND	ND
Knox	89	415	201	802	1,507
Rutherford	36	117	886	460	1,499
Hamilton	50	86	433	807	1,376
Montgomery	47	1,116	73	ND	ND
Coffee	54	410	251	ND	ND
Washington	44	34	78	281	437
Gibson	0	36	372	0	408

TOP DEFENSE CONTRACT SPENDING LOCATIONS

(M = millions, B = billions)

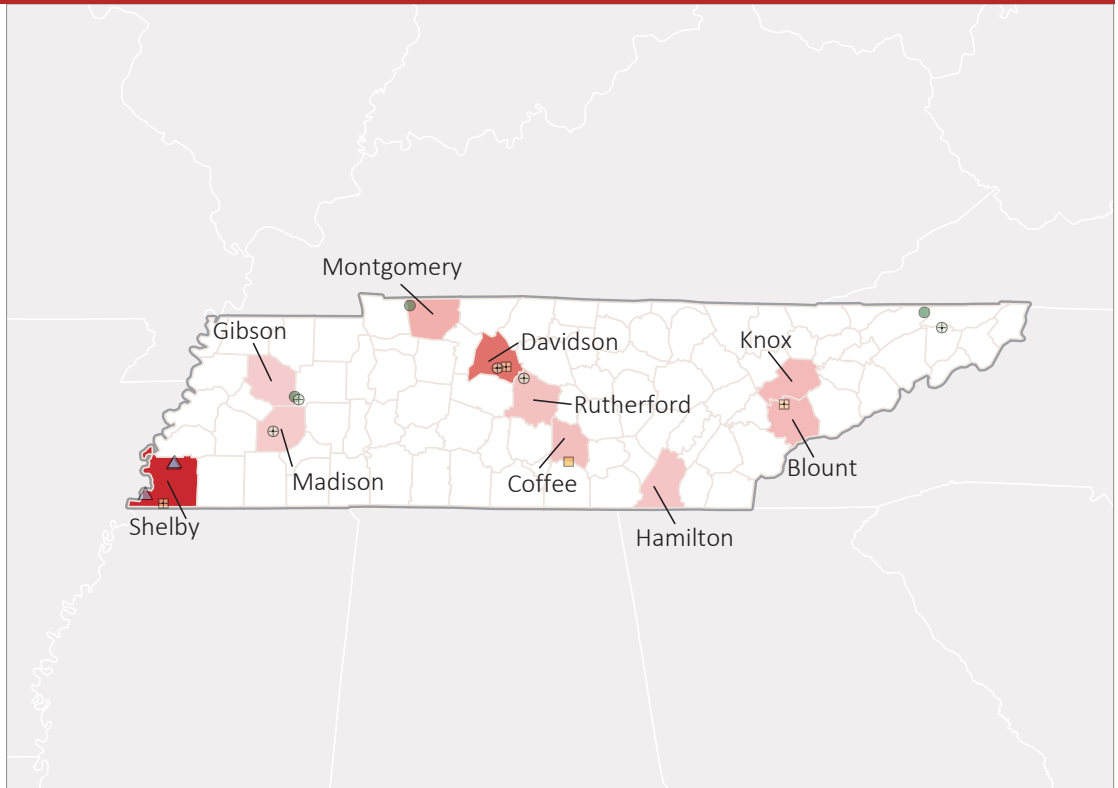
- Anderson
\$2.1 B
- Shelby
\$648.2 M
- Sullivan
\$432.4 M
- Coffee
\$345.2 M
- Montgomery
\$93.8 M
- Davidson
\$74.2 M
- Franklin
\$48.8 M
- Hickman
\$41.9 M
- Greene
\$39.2 M
- Knox
\$38.4 M



TOP DEFENSE PERSONNEL SPENDING LOCATIONS

(M = millions)

- Shelby
\$373.1 M
- Davidson
\$225.8 M
- Montgomery
\$77.7 M
- Blount
\$52.8 M
- Knox
\$51.5 M
- Coffee
\$42.3 M
- Rutherford
\$36.3 M
- Hamilton
\$30.0 M
- Madison
\$11.7 M
- Gibson
\$10.2 M



■ AF Active
 AF Guard
 AF Reserve
 ● Army Active
 Army Guard
 Army Reserve
 ◆ MC Active
 ▲ Navy Active
 ✱ WHS