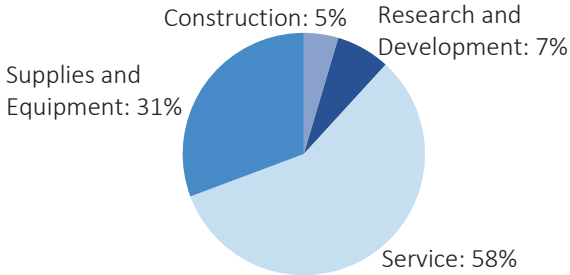


# RHODE ISLAND

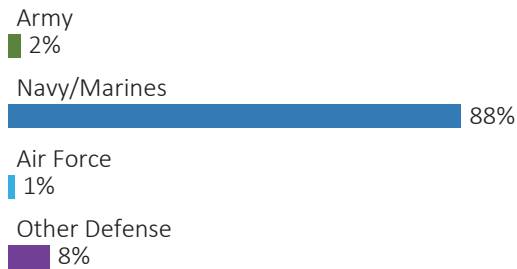
<b>#44</b> \$1.5 B SPENT IN STATE	<b>#22</b> 2.4% OF STATE GDP	<b>0.3%</b> OF TOTAL U.S. DEFENSE SPENDING	<b>\$1,394</b> PER RESIDENT	<b>#44</b> \$0.7 B CONTRACT SPENDING	<b>#42</b> 12,737 NUMBER OF PERSONNEL	<b>#35</b> \$0.8 B PERSONNEL SPENDING
--------------------------------------	---------------------------------	---	--------------------------------	---	--	--

## DEFENSE CONTRACTS

### By Type



### By Service



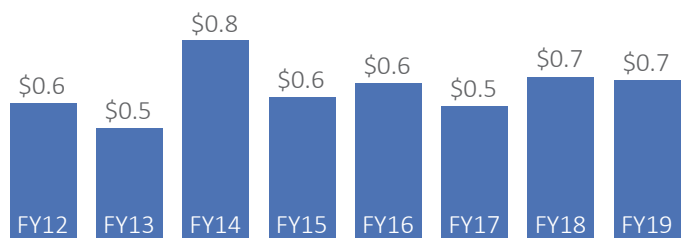
### Top Defense Contractors

(M = millions)

Raytheon	\$109.1 M
Systems Engineering Associates	\$59.5 M
McLaughlin Research Corp.	\$46.4 M
Asturian Group	\$28.2 M
Northrop Grumman	\$25.5 M
Mikel Inc.	\$21.4 M
Brantner and Associates Inc.	\$19.8 M
Hyman Brickle & Son Inc.	\$19.0 M
Rite-Solutions	\$18.2 M
SAIC	\$17.2 M

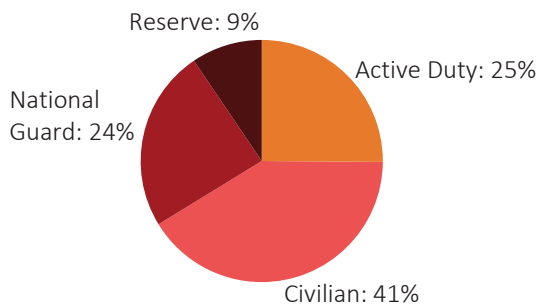
### Contract Awards Performed

(By Fiscal Year, billions)

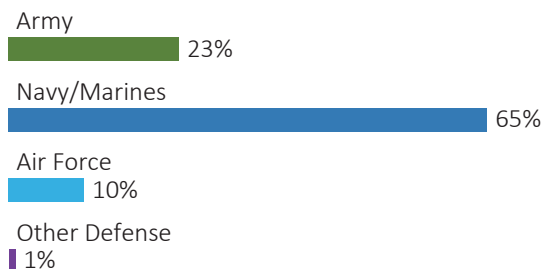


## DEFENSE PERSONNEL

### Allocations, By Type



### Allocations, By Service



**\$824.3 MILLION**  
TOTAL PAYROLL

**12,737**  
TOTAL PERSONNEL

### Top Defense Personnel Locations

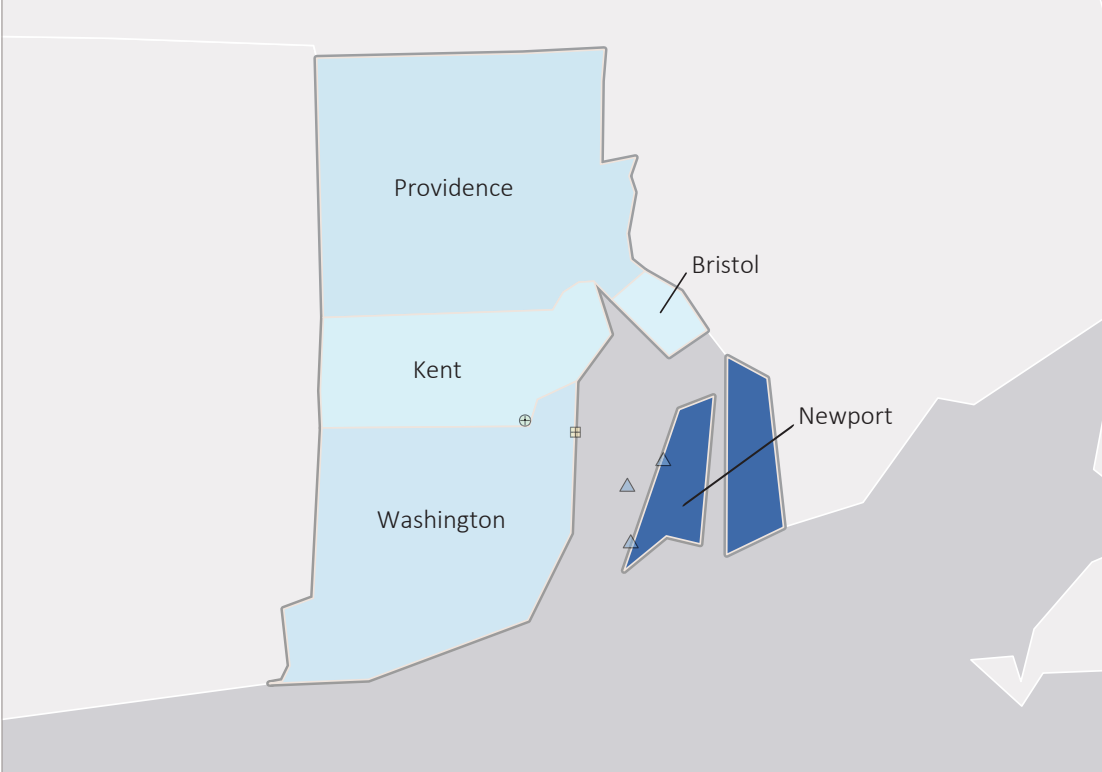
County	Active Duty	Civilian	National Guard	Reserve	Total
Newport	2,616	4,677	116	937	8,346
Washington	ND	292	1,210	45	ND
Kent	33	68	1,064	ND	ND
Providence	108	197	502	217	1,024
Bristol	ND	ND	201	0	ND

# RHODE ISLAND

FISCAL YEAR 2019

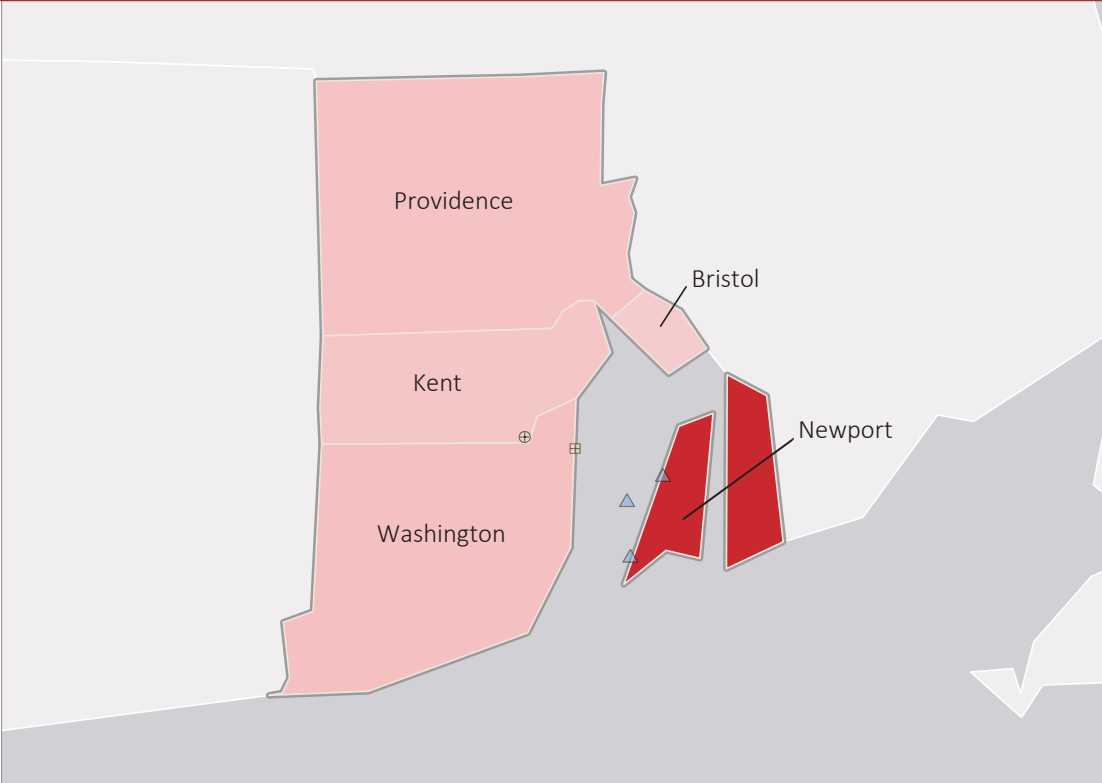
## TOP DEFENSE CONTRACT SPENDING LOCATIONS (M = millions)

- Newport  
**\$538.1 M**
- Providence  
**\$47.9 M**
- Washington  
**\$45.3 M**
- Kent  
**\$16.2 M**
- Bristol  
**\$4.9 M**



## TOP DEFENSE PERSONNEL SPENDING LOCATIONS (M = millions)

- Newport  
**\$681.4 M**
- Washington  
**\$54.2 M**
- Providence  
**\$44.9 M**
- Kent  
**\$30.4 M**
- Bristol  
**\$3.3 M**



■ AF Active  
  AF Guard  
  AF Reserve  
 ● Army Active  
  Army Guard  
  Army Reserve  
 ◆ MC Active  
 ▲ Navy Active  
 ✱ WHS