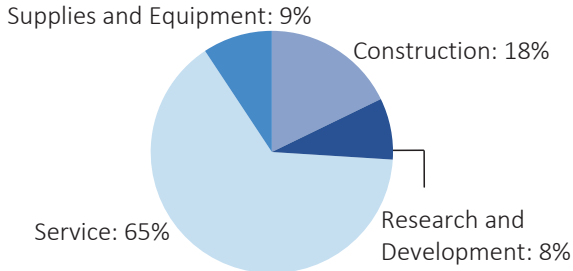


NEW MEXICO

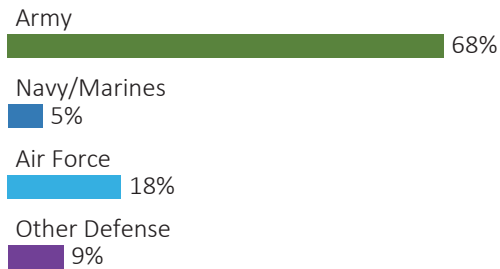
#27 \$6.1 B SPENT IN STATE	#9 5.7% OF STATE GDP	1.1% OF TOTAL U.S. DEFENSE SPENDING	\$2,912 PER RESIDENT	#23 \$4.7 B CONTRACT SPENDING	#31 24,292 NUMBER OF PERSONNEL	#28 \$1.4 B PERSONNEL SPENDING
--------------------------------------	--------------------------------	---	--------------------------------	---	--	--

DEFENSE CONTRACTS

By Type



By Service



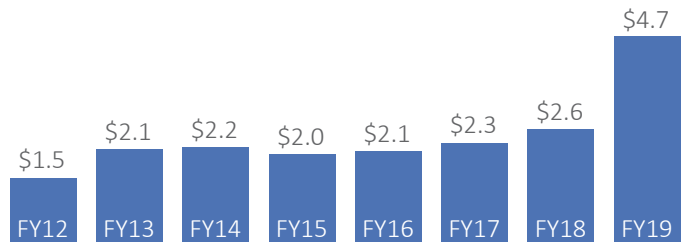
Top Defense Contractors

(M = millions, B = billions)

Honeywell	\$2.6 B
SLSCO	\$738.8 M
TRIAD National Security LLC	\$159.5 M
Applied Research Associates	\$115.6 M
Trax International	\$67.6 M
Federal Contracting Inc.	\$53.0 M
AECOM	\$50.2 M
M1 Support Services	\$44.1 M
MZA Associates Corp.	\$40.9 M
PAE-Perini	\$40.6 M

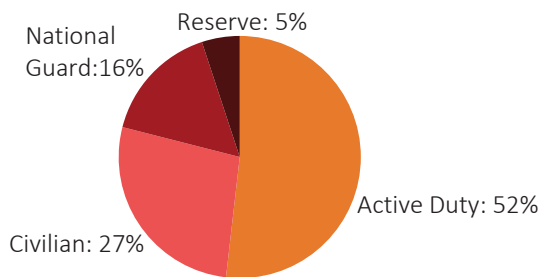
Contract Awards Performed

(By Fiscal Year, billions)



DEFENSE PERSONNEL

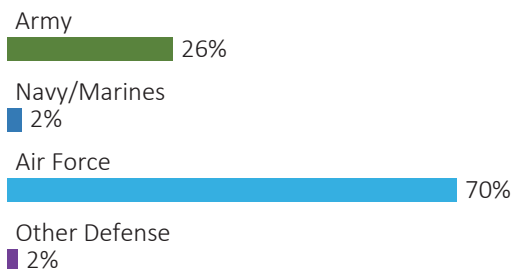
Allocations, By Type



\$1.4 BILLION
TOTAL PAYROLL

24,292
TOTAL PERSONNEL

Allocations, By Service



Top Defense Personnel Locations

County	Active Duty	Civilian	National Guard	Reserve	Total
Bernalillo	3,525	3,141	1,185	769	8,620
Curry	4,633	512	41	34	5,220
Otero	4,077	916	70	85	5,148
Dona Ana	331	1,646	482	159	2,618
Santa Fe	ND	243	535	183	ND
Sandoval	0	30	872	0	902
Chaves	ND	12	166	0	ND
Valencia	0	ND	169	0	ND
San Juan	0	ND	118	0	ND
Rio Arriba	0	14	63	0	77

TOP DEFENSE CONTRACT SPENDING LOCATIONS

(M = millions, B = billions)

Bernalillo
\$3.3 B

Dona Ana
\$989.1 M

Otero
\$194.2 M

Curry
\$90.2 M

Sandoval
\$44.6 M

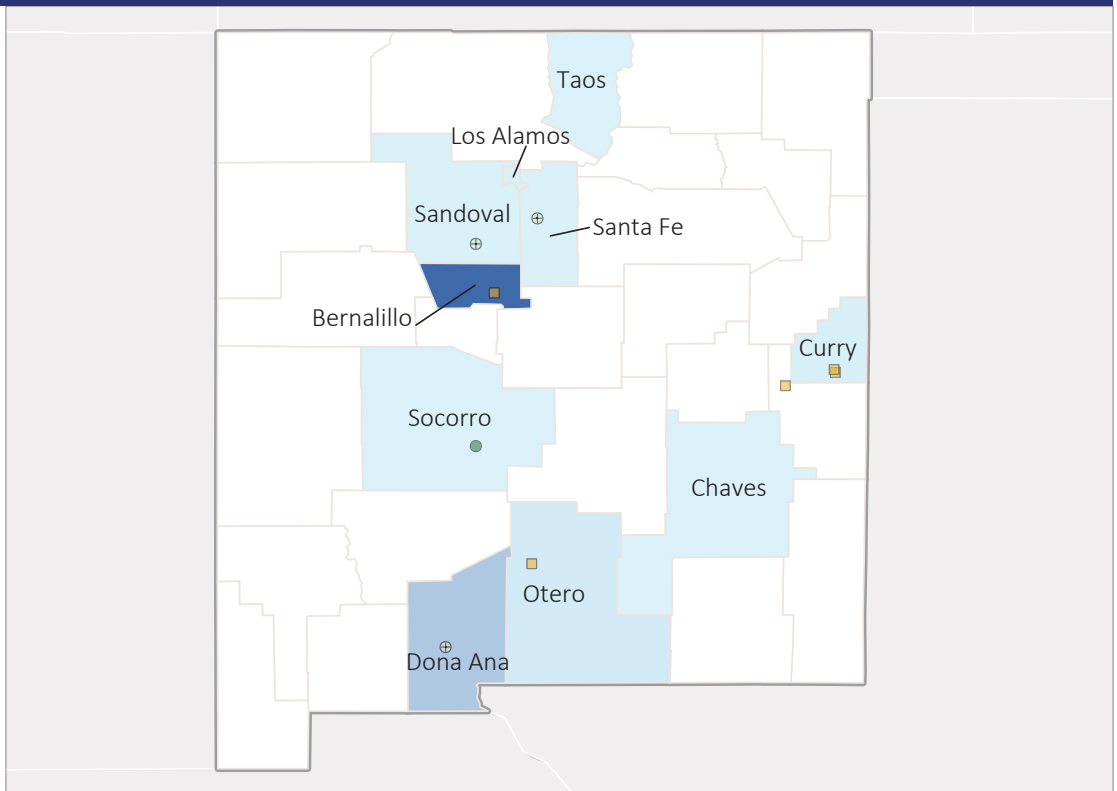
Santa Fe
\$30.4 M

Los Alamos
\$23.2 M

Socorro
\$8.8 M

Taos
\$2.5 M

Chaves
\$1.2 M



TOP DEFENSE PERSONNEL SPENDING LOCATIONS

(M = millions)

Bernalillo
\$540.9 M

Curry
\$300.5 M

Otero
\$287.5 M

Dona Ana
\$166.5 M

Santa Fe
\$41.4 M

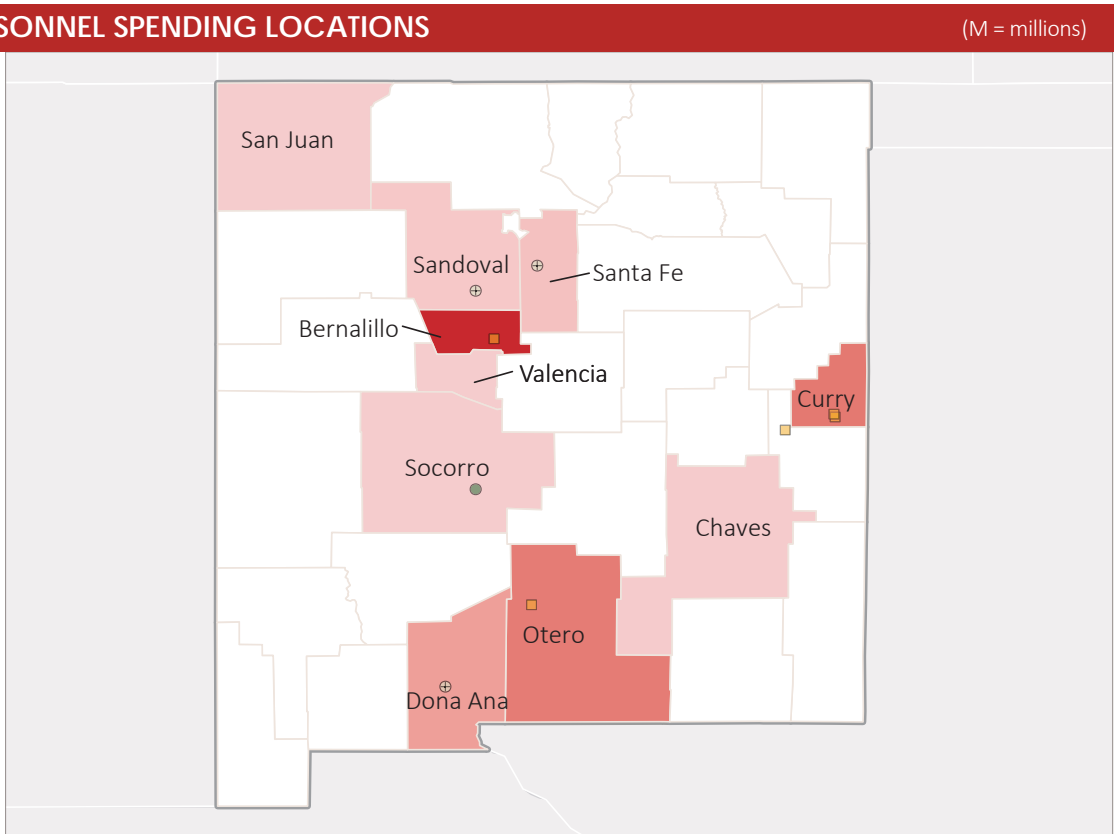
Sandoval
\$17.6 M

Chaves
\$4.2 M

Socorro
\$2.4 M

San Juan
\$2.3 M

Valencia
\$2.2 M



■ AF Active
 ▣ AF Guard
 AF Reserve
 ● Army Active
 ⊕ Army Guard
 Army Reserve
 ◆ MC Active
 ▲ Navy Active
 ✳️ WHS