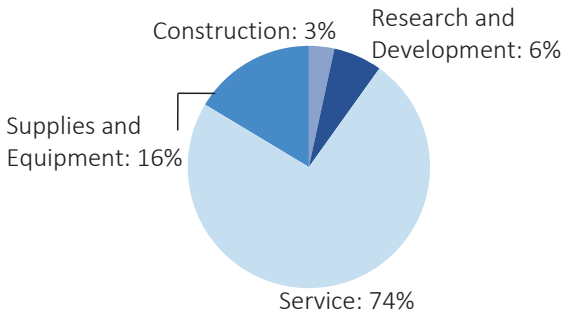


NEBRASKA

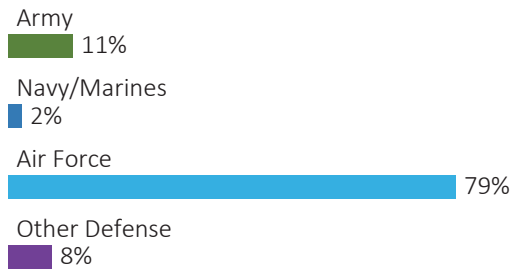
#43 \$1.6 B SPENT IN STATE	#43 1.2% OF STATE GDP	0.3% OF TOTAL U.S. DEFENSE SPENDING	\$832 PER RESIDENT	#43 \$0.7 B CONTRACT SPENDING	#37 16,501 NUMBER OF PERSONNEL	#34 \$0.9 B PERSONNEL SPENDING
--------------------------------------	---------------------------------	---	------------------------------	---	--	--

DEFENSE CONTRACTS

By Type



By Service



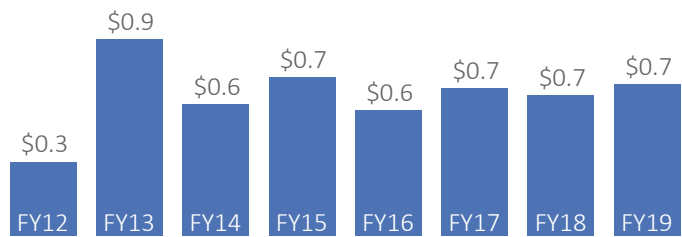
Top Defense Contractors

(M = millions)

Northrop Grumman	\$88.3 M
Cerberus Capital Management	\$78.7 M
Perspecta	\$77.6 M
General Dynamics	\$34.1 M
Sterling Computers	\$17.6 M
Strategic Professional Resources Inc.	\$16.9 M
Afognak Native Corp.	\$15.6 M
National Strategic Research Institute	\$15.0 M
Raytheon	\$14.7 M
Pro-Mark Services	\$13.5 M

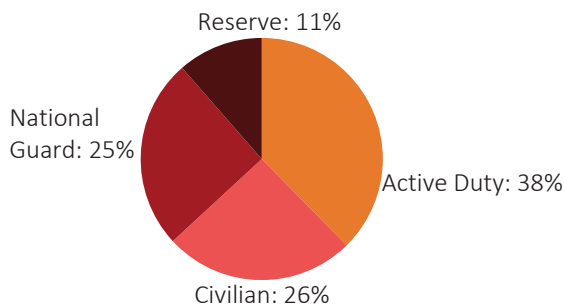
Contract Awards Performed

(By Fiscal Year, billions)

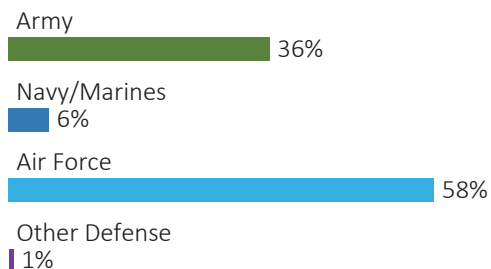


DEFENSE PERSONNEL

Allocations, By Type



Allocations, By Service



\$910.1 MILLION
TOTAL PAYROLL

16,501
TOTAL PERSONNEL

Top Defense Personnel Locations

County	Active Duty	Civilian	National Guard	Reserve	Total
Sarpy	6,040	2,615	79	663	9,397
Lancaster	39	486	2,033	211	2,769
Douglas	95	904	355	532	1,886
Saunders	0	33	563	0	596
Hall	16	36	260	0	312
Adams	0	18	182	73	273
Dodge	ND	ND	0	236	ND
Platte	0	ND	123	49	ND
Madison	ND	ND	92	19	ND
Gage	0	ND	81	30	ND

TOP DEFENSE CONTRACT SPENDING LOCATIONS

(M = millions)

Sarpy
\$548.0 M

Lancaster
\$52.4 M

Douglas
\$47.7 M

Madison
\$17.6 M

Hall
\$5.3 M

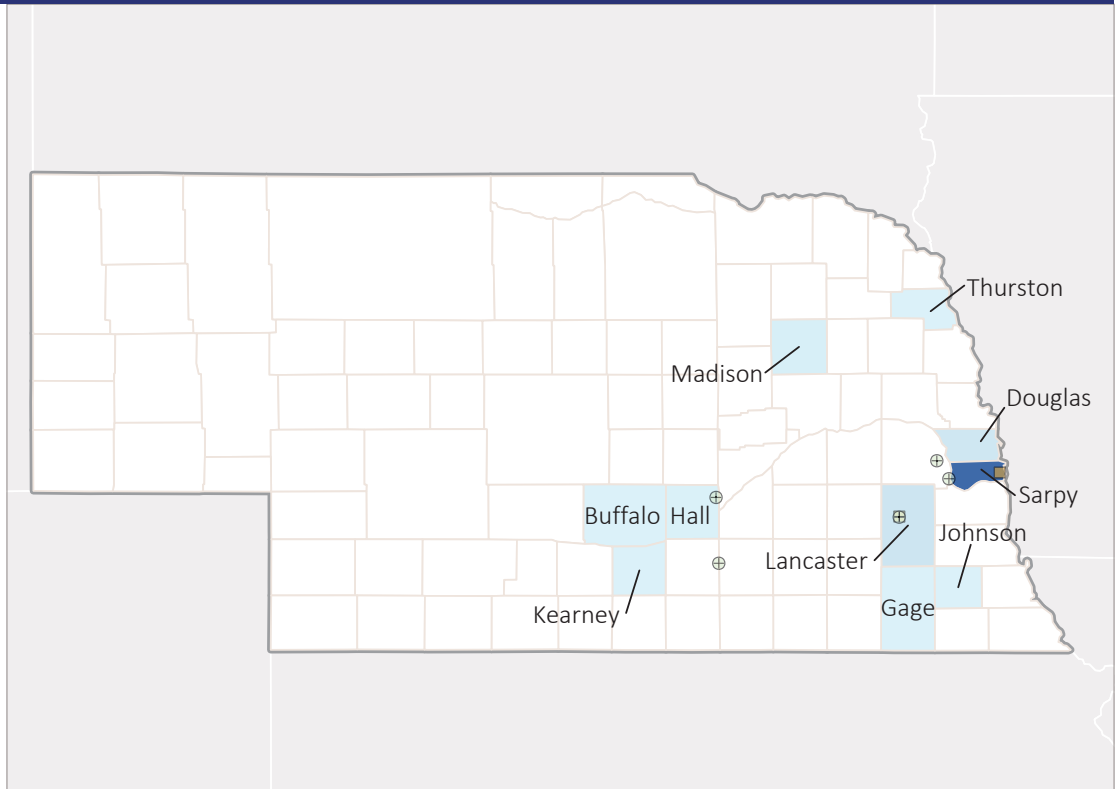
Thurston
\$4.2 M

Kearney
\$3.9 M

Gage
\$3.1 M

Buffalo
\$2.9 M

Johnson
\$2.9 M



TOP DEFENSE PERSONNEL SPENDING LOCATIONS

(M = millions)

Sarpy
\$655.8 M

Lancaster
\$100.3 M

Douglas
\$97.8 M

Saunders
\$14.6 M

Hall
\$9.6 M

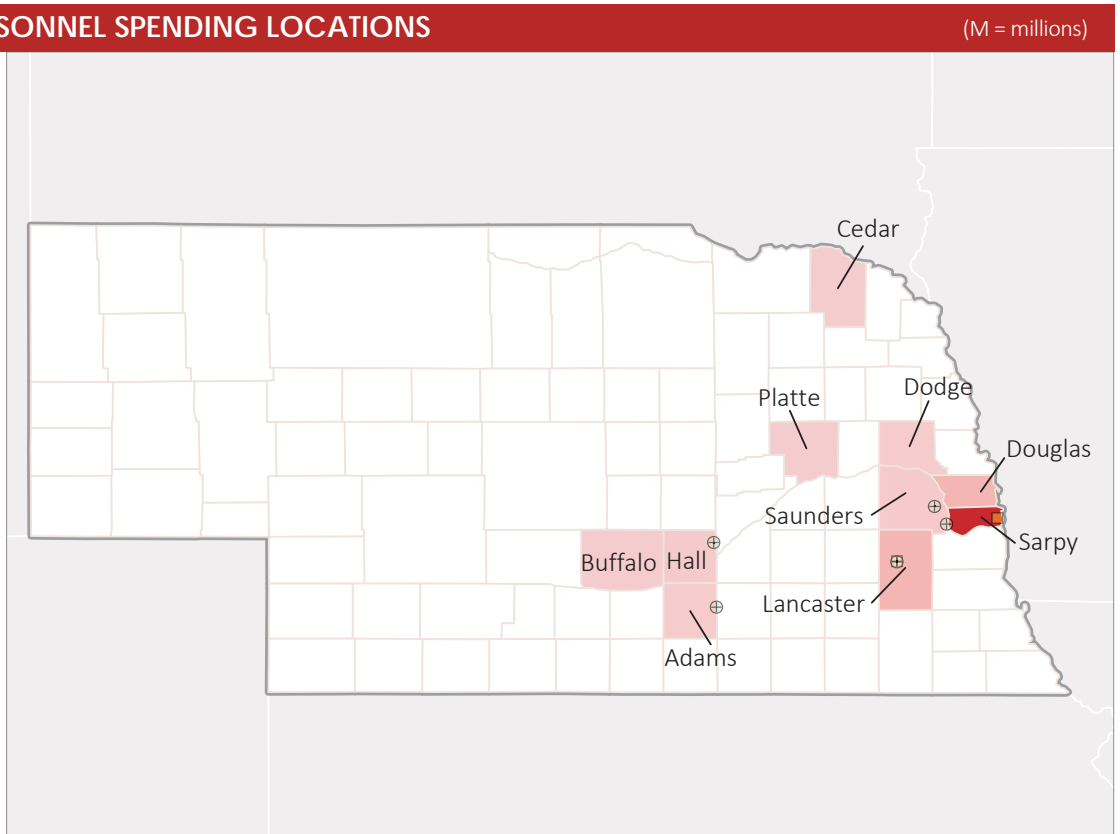
Dodge
\$6.8 M

Adams
\$5.1 M

Cedar
\$4.1 M

Platte
\$2.7 M

Buffalo
\$2.7 M



■ AF Active
 ■ AF Guard
 □ AF Reserve
 ● Army Active
 ⊕ Army Guard
 ⊙ Army Reserve
 ◆ MC Active
 ▲ Navy Active
 * WHS