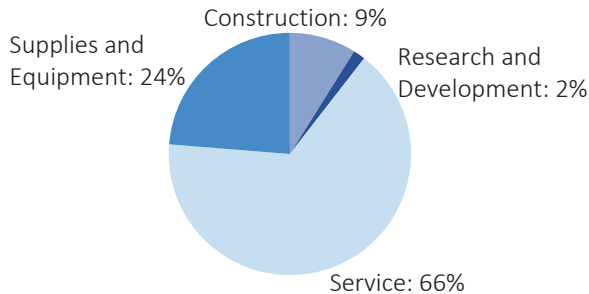


NORTH DAKOTA

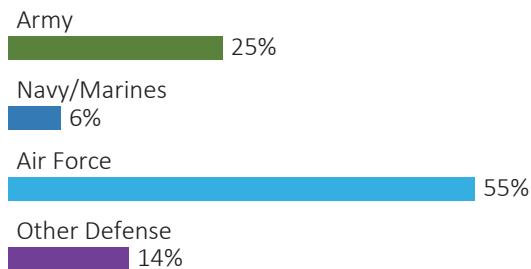
#45 \$0.8 B SPENT IN STATE	#34 1.4% OF STATE GDP	0.1% OF TOTAL U.S. DEFENSE SPENDING	\$1,070 PER RESIDENT	#51 \$0.2 B CONTRACT SPENDING	#39 13,543 NUMBER OF PERSONNEL	#39 \$0.6 B PERSONNEL SPENDING
--------------------------------------	---------------------------------	---	--------------------------------	---	--	--

DEFENSE CONTRACTS

By Type



By Service



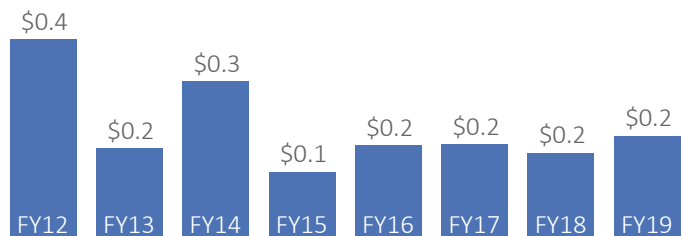
Top Defense Contractors

(M = millions)

Federal Contracting Inc.	\$23.5 M
Earthmovers Inc.	\$21.5 M
United Technologies	\$15.6 M
T F Powers Construction Co.	\$13.5 M
Dakco Distributors	\$10.1 M
Summit Technical Solutions	\$8.6 M
General Atomic Technologies	\$7.7 M
Pro-Mark Services	\$6.8 M
Nodak Electric Cooperative Inc.	\$4.6 M
Killdeer Mountain Manufacturing Inc.	\$3.8 M

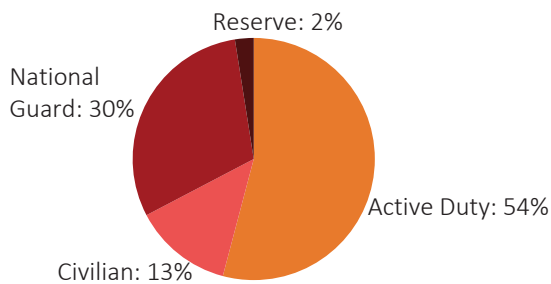
Contract Awards Performed

(By Fiscal Year, billions)



DEFENSE PERSONNEL

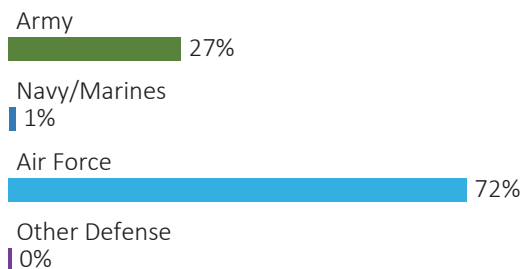
Allocations, By Type



\$626.2 MILLION
TOTAL PAYROLL

13,543
TOTAL PERSONNEL

Allocations, By Service



Top Defense Personnel Locations

County	Active Duty	Civilian	National Guard	Reserve	Total
Ward	5,625	692	281	19	6,617
Grand Forks	1,637	369	330	51	2,387
Cass	21	314	1,576	162	2,073
Burleigh	ND	270	953	44	ND
Ramsey	0	54	328	0	382
Richland	ND	0	152	62	ND
Barnes	0	18	88	0	106
Stutsman	0	ND	103	0	ND
Stark	0	ND	75	0	ND
LaMoure	0	ND	63	0	ND

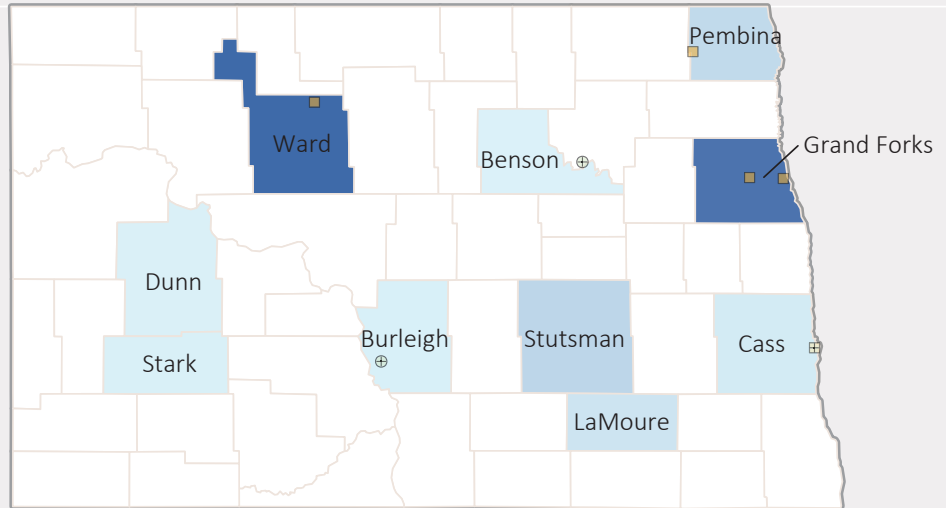
NORTH DAKOTA

FISCAL YEAR 2019

TOP DEFENSE CONTRACT SPENDING LOCATIONS

(M = millions)

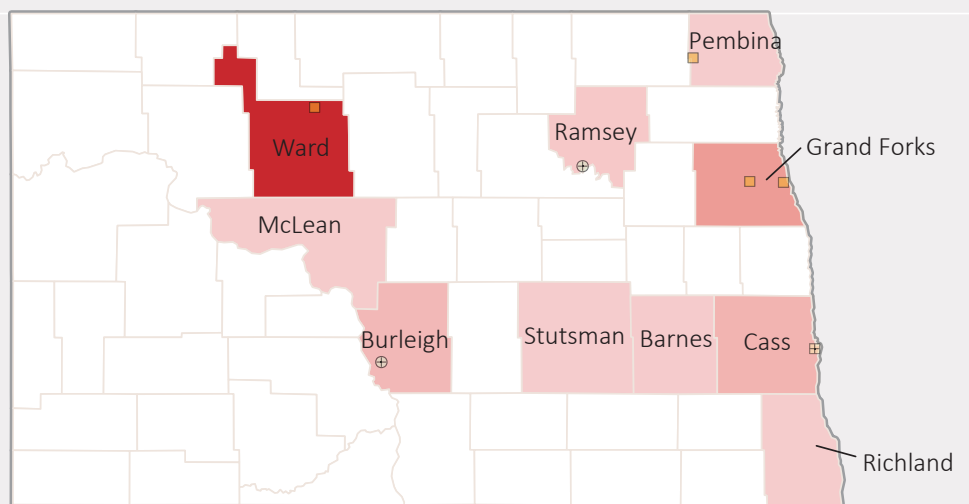
- Ward
\$70.6 M
- Grand Forks
\$65.3 M
- Stutsman
\$15.6 M
- Pembina
\$13.6 M
- LaMoure
\$7.7 M
- Cass
\$5.2 M
- Burleigh
\$2.5 M
- Stark
\$2.0 M
- Dunn
\$1.8 M
- Benson
\$1.3 M



TOP DEFENSE PERSONNEL SPENDING LOCATIONS

(M = millions)

- Ward
\$366.4 M
- Grand Forks
\$119.8 M
- Cass
\$61.5 M
- Burleigh
\$48.5 M
- Ramsey
\$11.1 M
- McLean
\$4.8 M
- Barnes
\$3.1 M
- Richland
\$2.7 M
- Pembina
\$2.5 M
- Stutsman
\$1.6 M



■ AF Active
 ▣ AF Guard
 AF Reserve
 ● Army Active
 ⊕ Army Guard
 Army Reserve
 ◆ MC Active
 ▲ Navy Active
 ✱ WHS