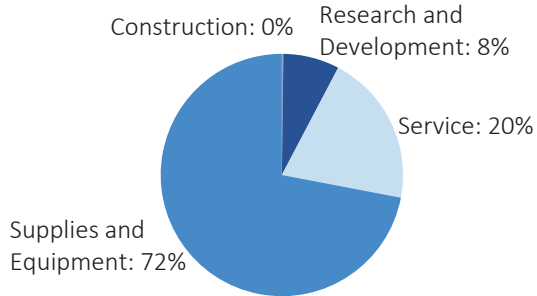


MICHIGAN


#25 \$6.5 B SPENT IN STATE	#44 1.2% OF STATE GDP	1.2% OF TOTAL U.S. DEFENSE SPENDING	\$653 PER RESIDENT	#21 \$5.2 B CONTRACT SPENDING	#29 26,010 NUMBER OF PERSONNEL	#30 \$1.3 B PERSONNEL SPENDING
--------------------------------------	---------------------------------	---	------------------------------	---	--	--

DEFENSE CONTRACTS

By Type



By Service



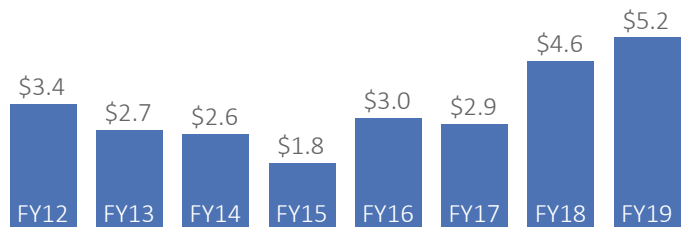
Top Defense Contractors

(M = millions, B = billions)

General Dynamics	\$2.2 B
BAE Systems	\$701.6 M
ManTech	\$202.6 M
L3 Technologies	\$149.8 M
Peckham Vocational Industries	\$136.5 M
Loc Performance Products	\$95.4 M
Aircraft Appliances and Equipment Limited	\$74.9 M
General Electric	\$74.5 M
AAR	\$51.5 M
Booz Allen Hamilton	\$51.3 M

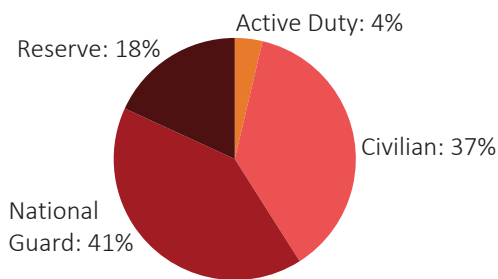
Contract Awards Performed

(By Fiscal Year, billions)



DEFENSE PERSONNEL


Allocations, By Type



\$1.3 BILLION
TOTAL PAYROLL

26,010
TOTAL PERSONNEL

Allocations, By Service



Top Defense Personnel Locations

County	Active Duty	Civilian	National Guard	Reserve	Total
Macomb	237	6,666	1,433	1,163	9,499
Calhoun	42	1,334	948	307	2,631
Wayne	212	342	1,339	450	2,343
Kalamazoo	12	79	957	772	1,820
Kent	54	88	767	399	1,308
Clinton	ND	ND	858	153	ND
Oakland	14	259	156	579	1,008
Ingham	159	430	141	ND	ND
Eaton	38	68	499	ND	ND
Saginaw	ND	ND	321	260	ND

TOP DEFENSE CONTRACT SPENDING LOCATIONS

(M = millions, B = billions)

Macomb
\$3.5 B

Oakland
\$243.1 M

Wayne
\$216.9 M

Kent
\$180.0 M

Muskegon
\$163.6 M

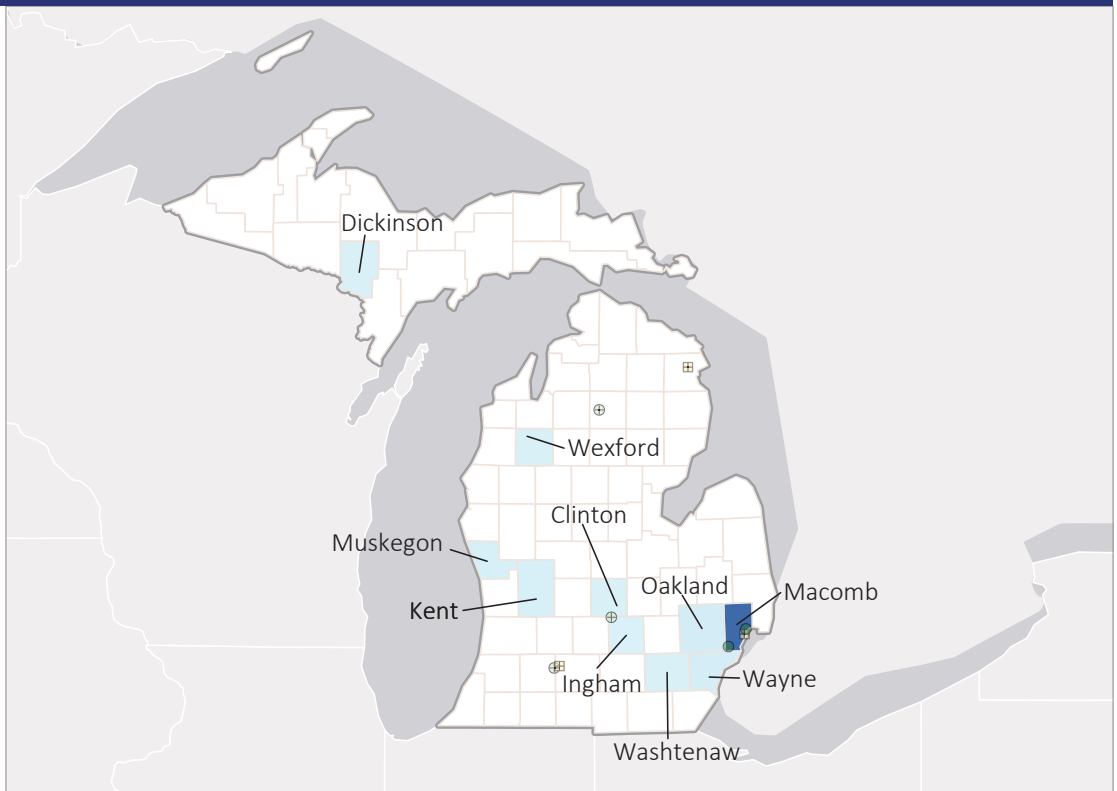
Washtenaw
\$134.7 M

Wexford
\$104.7 M

Clinton
\$103.6 M

Dickinson
\$99.9 M

Ingham
\$78.1 M



TOP DEFENSE PERSONNEL SPENDING LOCATIONS

(M = millions)

Macomb
\$736.1 M

Calhoun
\$143.8 M

Wayne
\$76.6 M

Clinton
\$47.5 M

Oakland
\$38.6 M

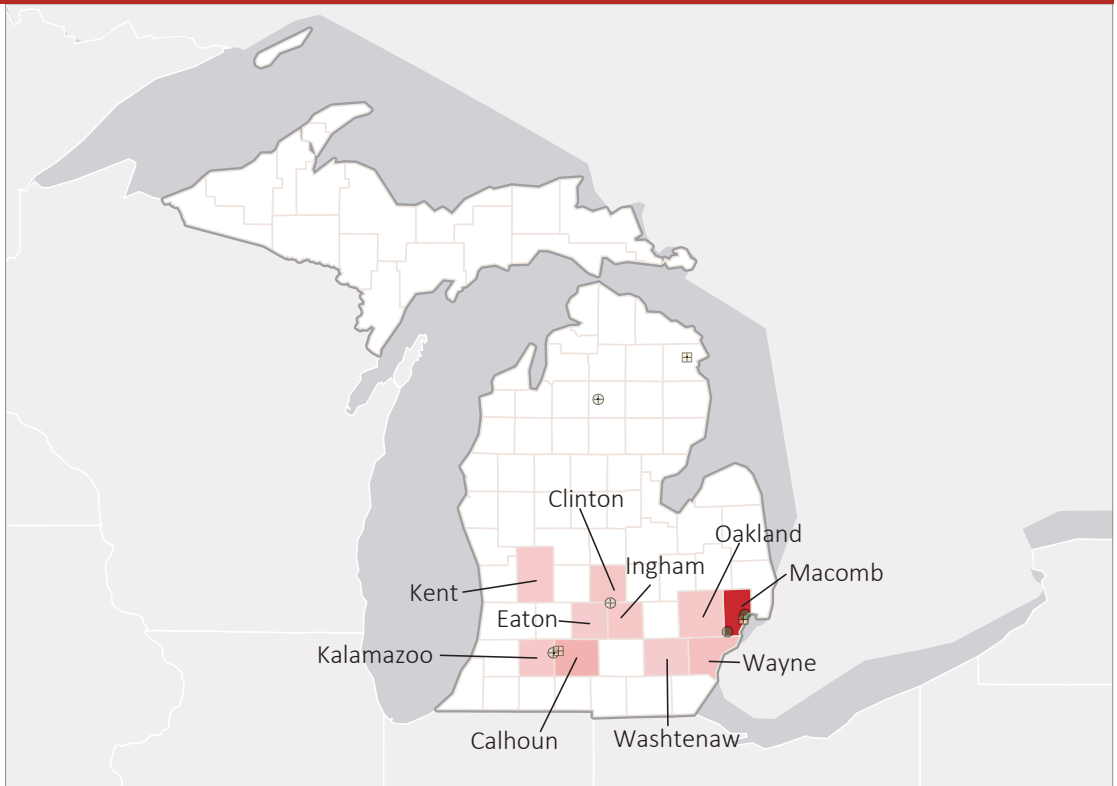
Ingham
\$37.9 M

Kalamazoo
\$35.9 M

Kent
\$26.5 M

Washtenaw
\$18.3 M

Eaton
\$18.0 M



■ AF Active
 AF Guard
 AF Reserve
 ● Army Active
 Army Guard
 Army Reserve
 ◆ MC Active
 ▲ Navy Active
 ✱ WHS