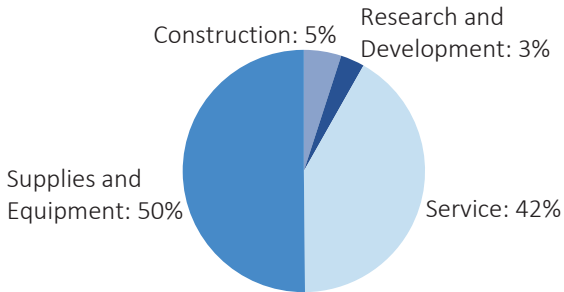


LOUISIANA

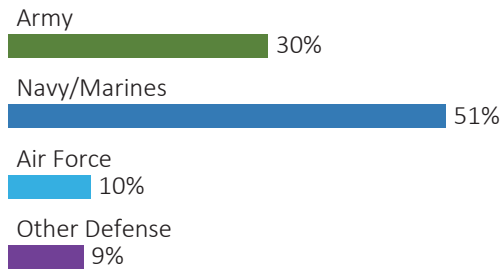
#35 \$3.2 B SPENT IN STATE	#42 1.2% OF STATE GDP	0.6% OF TOTAL U.S. DEFENSE SPENDING	\$678 PER RESIDENT	#38 \$1.5 B CONTRACT PENDING	#23 37,787 NUMBER OF PERSONNEL	#26 \$1.7 B PERSONNEL SPENDING
--------------------------------------	---------------------------------	---	------------------------------	--	--	--

DEFENSE CONTRACTS

By Type



By Service



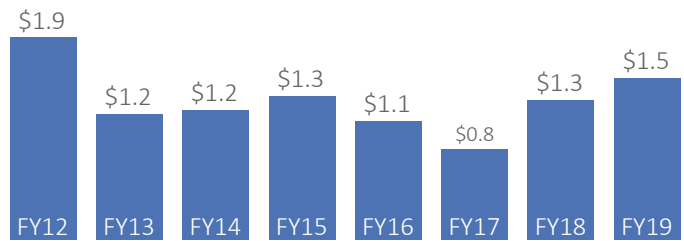
Top Defense Contractors

(M = millions)

Textron	\$236.9 M
Gulf Island Fabrication Inc.	\$129.2 M
Nova Global Supply and Services	\$75.2 M
AECOM	\$57.8 M
Hornbeck Offshore Services	\$50.9 M
Thoma-Sea Marine Constructors	\$46.8 M
Birdon America Inc.	\$45.1 M
JGILS	\$35.4 M
Gravois Aluminum Boats	\$29.6 M
Swiftships	\$28.4 M

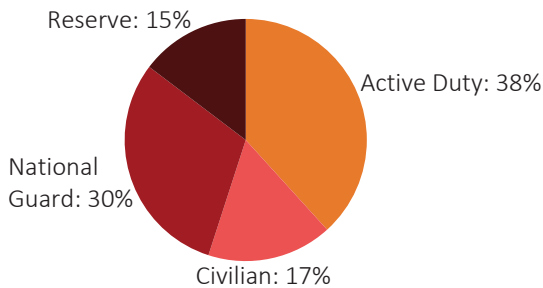
Contract Awards Performed

(By Fiscal Year, billions)



DEFENSE PERSONNEL

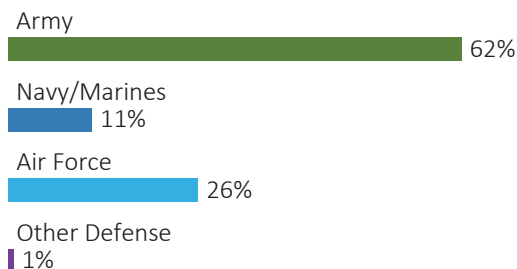
Allocations, By Type



\$1.7 BILLION
TOTAL PAYROLL

37,787
TOTAL PERSONNEL

Allocations, By Service



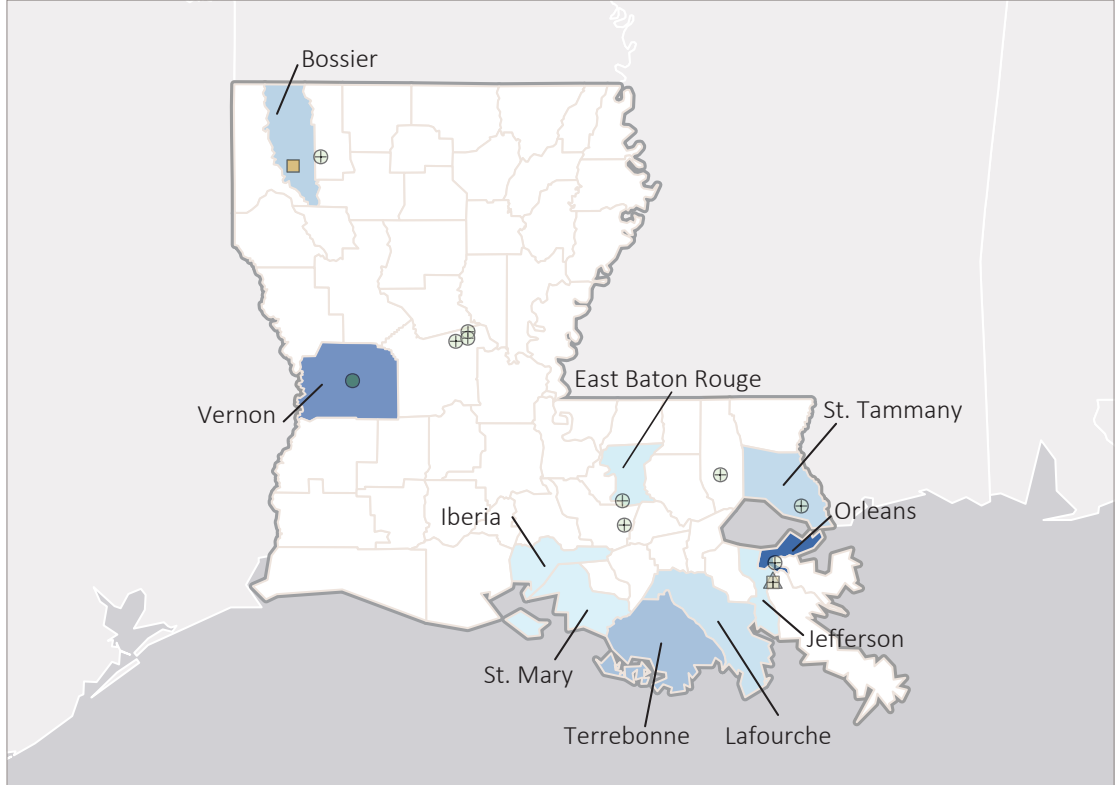
Top Defense Personnel Locations

Parish	Active Duty	Civilian	National Guard	Reserve	Total
Vernon	7,780	1,397	124	22	9,323
Bossier	5,183	1,430	227	2,006	8,846
Orleans	954	1,711	2,577	2,593	7,835
Rapides	ND	419	1,492	ND	ND
East Baton Rouge	155	105	459	613	1,332
Tangipahoa	ND	112	778	0	ND
Iberville	87	36	708	35	866
Plaquemines	87	652	0	ND	ND
Calcasieu	ND	41	348	162	ND
Lafayette	43	45	345	99	532

TOP DEFENSE CONTRACT SPENDING LOCATIONS

(M = millions)

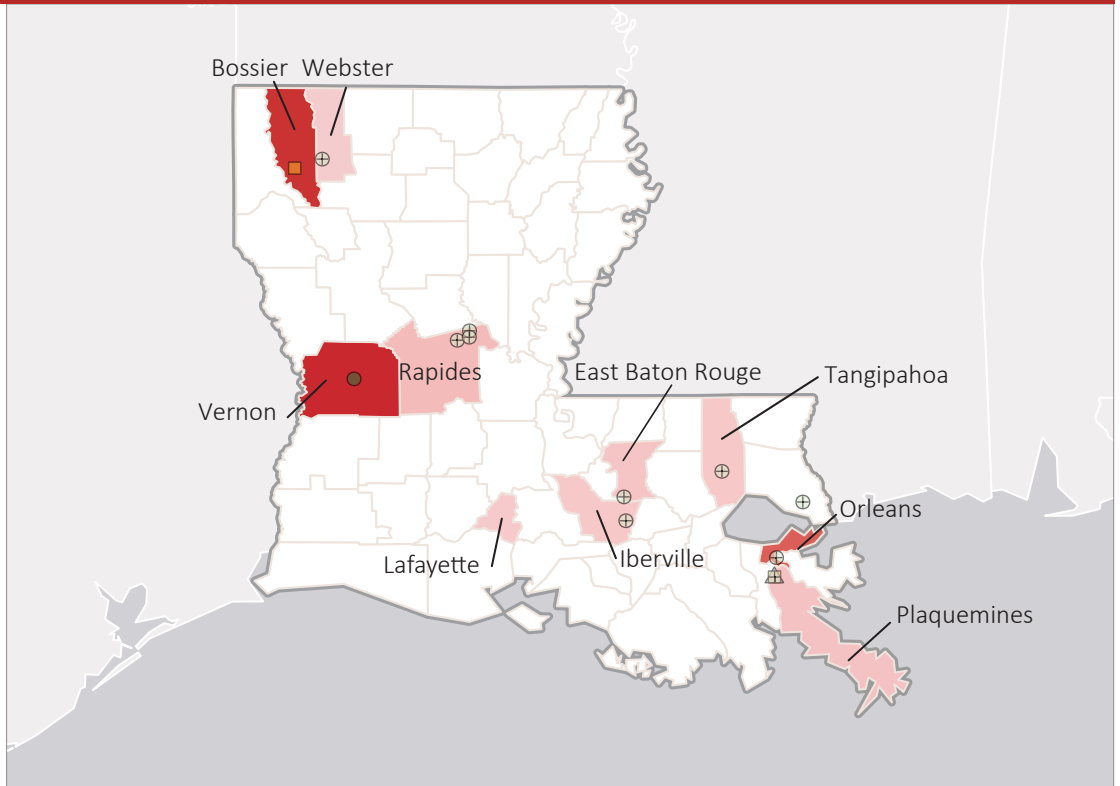
Orleans	\$436.9 M
Vernon	\$309.1 M
Terrebonne	\$171.4 M
Bossier	\$122.3 M
St. Tammany	\$100.5 M
Lafourche	\$75.6 M
Jefferson	\$46.9 M
East Baton Rouge	\$43.2 M
Iberia	\$31.0 M
St. Mary	\$30.9 M



TOP DEFENSE PERSONNEL SPENDING LOCATIONS

(M = millions)

Vernon	\$503.8 M
Bossier	\$483.8 M
Orleans	\$362.7 M
Rapides	\$63.6 M
Plaquemines	\$43.0 M
East Baton Rouge	\$36.2 M
Iberville	\$24.8 M
Tangipahoa	\$24.0 M
Lafayette	\$16.7 M
Webster	\$11.0 M



■ AF Active
 ■ AF Guard
 AF Reserve
 ● Army Active
 ⊕ Army Guard
 Army Reserve
 ◆ MC Active
 ▲ Navy Active
 ✱ WHS