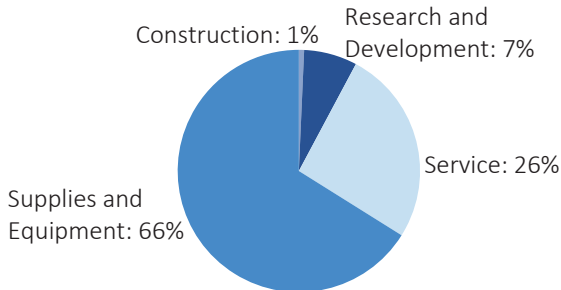


INDIANA

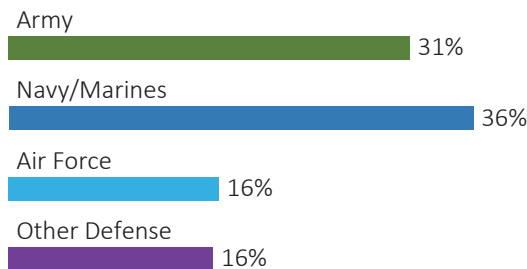
#30 \$5.4 B SPENT IN STATE	#36 1.4% OF STATE GDP	1.0% OF TOTAL U.S. DEFENSE SPENDING	\$800 PER RESIDENT	#27 \$4.0 B CONTRACT SPENDING	#26 31,568 NUMBER OF PERSONNEL	#29 \$1.4 B PERSONNEL SPENDING
--------------------------------------	---------------------------------	---	------------------------------	---	--	--

DEFENSE CONTRACTS

By Type



By Service



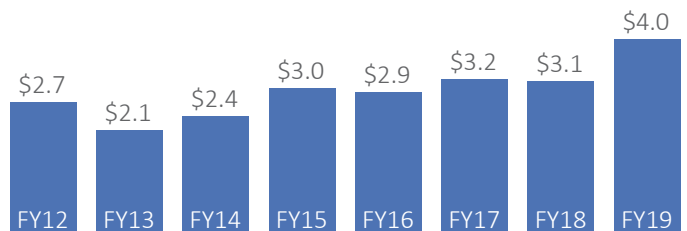
Top Defense Contractors

(M = millions)

Rolls-Royce	\$858.0 M
MacAndrews & Forbes Inc.	\$760.9 M
Raytheon	\$507.1 M
AmeriQual Group	\$192.1 M
ERAPSCO	\$165.6 M
SAIC	\$146.5 M
Honeywell	\$100.5 M
Mantech TSG-2 JV	\$81.3 M
Talbert Manufacturing Inc.	\$73.0 M
Cummins	\$71.6 M

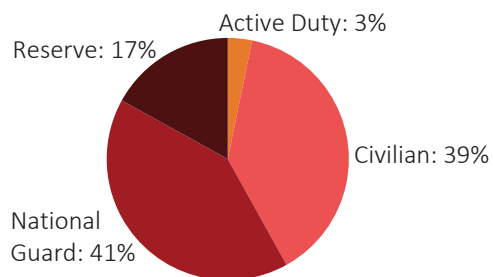
Contract Awards Performed

(By Fiscal Year, billions)



DEFENSE PERSONNEL

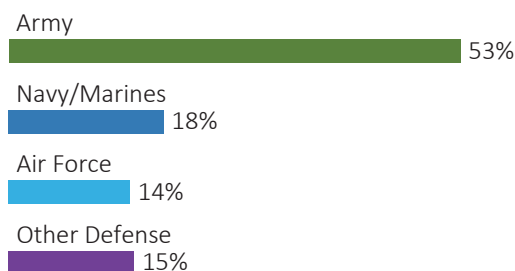
Allocations, By Type



\$1.4 BILLION
TOTAL PAYROLL

31,568
TOTAL PERSONNEL

Allocations, By Service



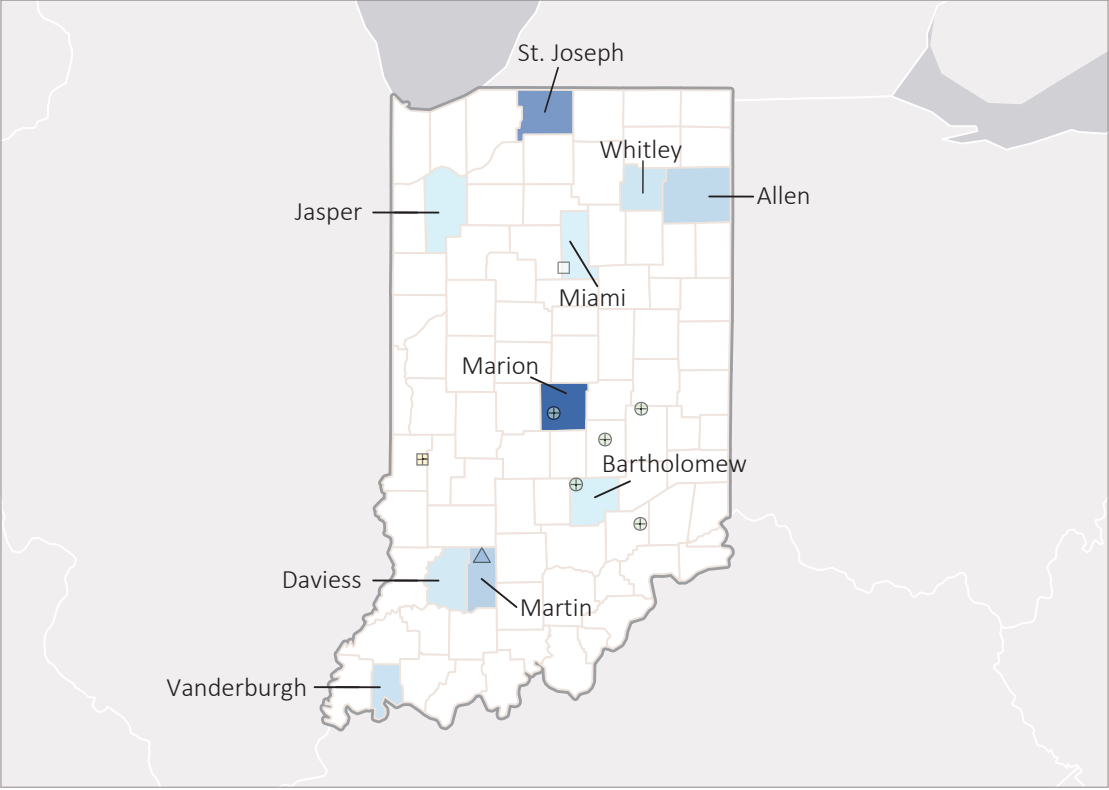
Top Defense Personnel Locations

County	Active Duty	Civilian	National Guard	Reserve	Total
Marion	313	5,575	2,425	1,388	9,701
Martin	61	4,919	0	0	4,980
Miami	17	513	38	1,849	2,417
Johnson	314	259	1,465	250	2,288
Allen	39	272	1,370	338	2,019
Vigo	21	168	1,040	204	1,433
Lake	ND	62	543	160	ND
Tippecanoe	75	30	525	130	760
St. Joseph	71	51	257	354	733
Vanderburgh	57	30	370	161	618

TOP DEFENSE CONTRACT SPENDING LOCATIONS

(M = millions, B = billions)

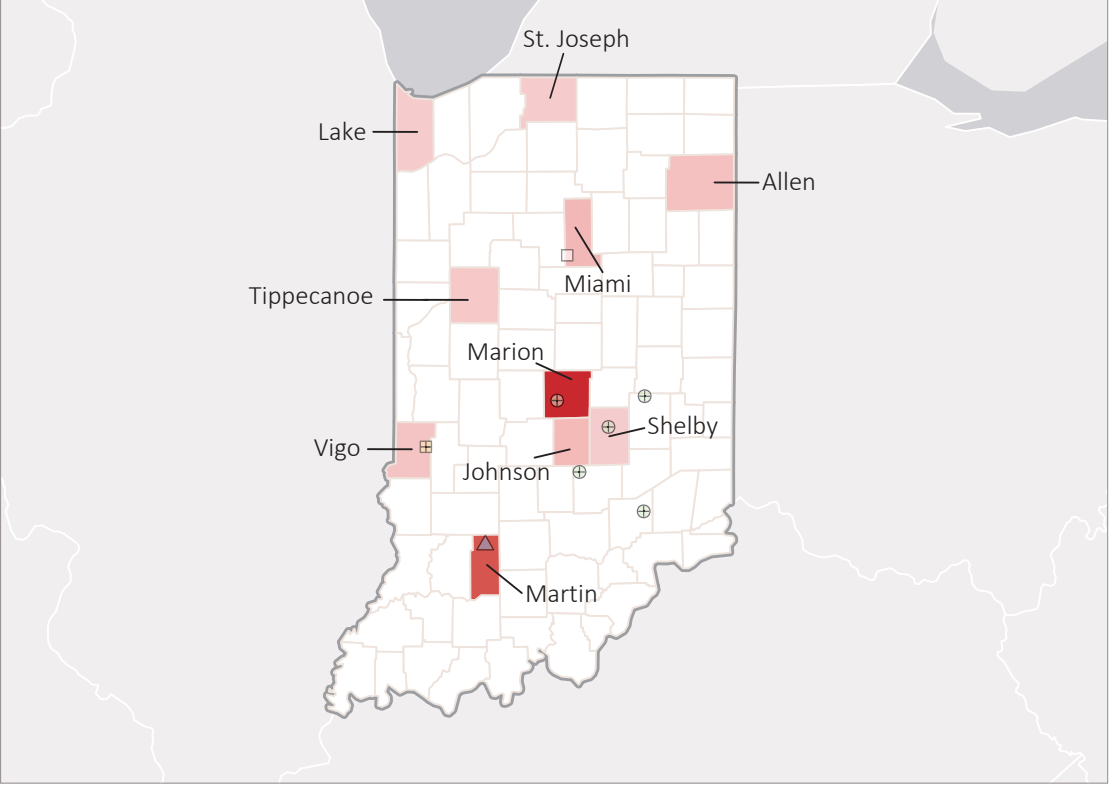
- Marion
\$1.4 B
- St. Joseph
\$925.1 M
- Martin
\$365.9 M
- Allen
\$293.8 M
- Vanderburgh
\$203.7 M
- Whitley
\$173.3 M
- Daviess
\$119.3 M
- Jasper
\$73.0 M
- Bartholomew
\$72.4 M
- Miami
\$46.5 M



TOP DEFENSE PERSONNEL SPENDING LOCATIONS

(M = millions)

- Marion
\$525.2 M
- Martin
\$410.9 M
- Miami
\$79.8 M
- Johnson
\$75.3 M
- Allen
\$52.5 M
- Vigo
\$43.8 M
- Tippecanoe
\$ 28.1 M
- St. Joseph
\$16.6 M
- Lake
\$16.0 M
- Shelby
\$14.1 M



■ AF Active
 ■ AF Guard
 AF Reserve
 ● Army Active
 ⊕ Army Guard
 Army Reserve
 ◆ MC Active
 ▲ Navy Active
 ✱ WHS