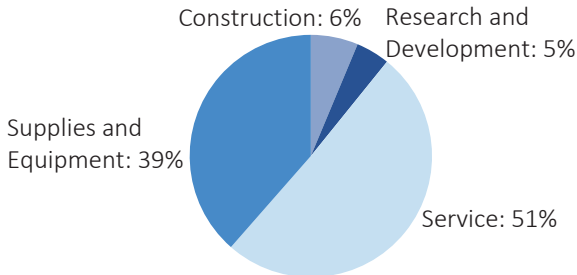


IDAHO

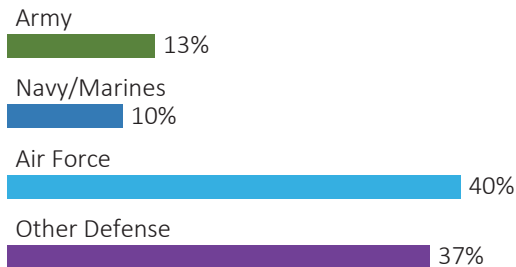
| | | | | | | |
|--------------------------------------|---------------------------------|---|------------------------------|---|--|--|
| #46 \$0.7 B SPENT IN STATE | #47 0.8% OF STATE GDP | 0.1% OF TOTAL U.S. DEFENSE SPENDING | \$394 PER RESIDENT | #47 \$0.3 B CONTRACT SPENDING | #44 10,756 NUMBER OF PERSONNEL | #43 \$0.4 B PERSONNEL SPENDING |
|--------------------------------------|---------------------------------|---|------------------------------|---|--|--|

DEFENSE CONTRACTS

By Type



By Service



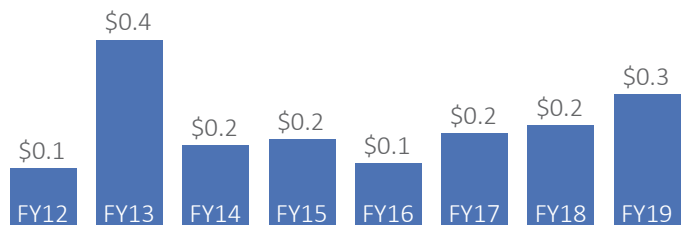
Top Defense Contractors

(M = millions)

| | |
|-----------------------------|----------|
| Brad Hall & Associates | \$51.6 M |
| Tanadgusix Corp. (TC) | \$40.8 M |
| J.E. Dunn Construction | \$23.8 M |
| PKL Services | \$14.7 M |
| AERO Specialties | \$11.4 M |
| Johnson Controls | \$8.3 M |
| Lightforce USA | \$7.0 M |
| General Dynamics | \$6.3 M |
| Milpower | \$5.9 M |
| Ouzinkie Native Corporation | \$5.6 M |

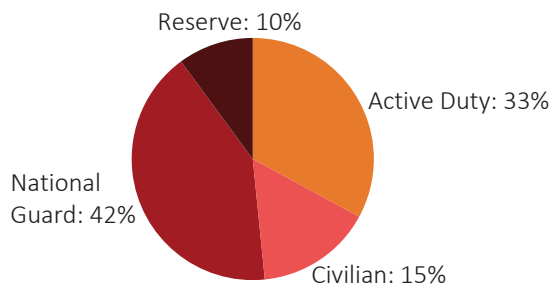
Contract Awards Performed

(By Fiscal Year, billions)

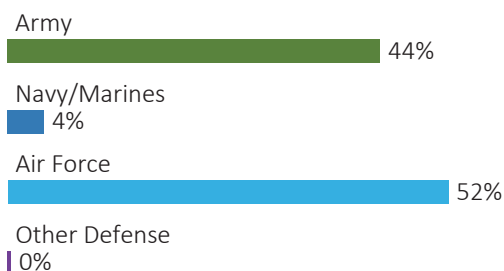


DEFENSE PERSONNEL

Allocations, By Type



Allocations, By Service



\$428.5 MILLION
TOTAL PAYROLL

10,756
TOTAL PERSONNEL

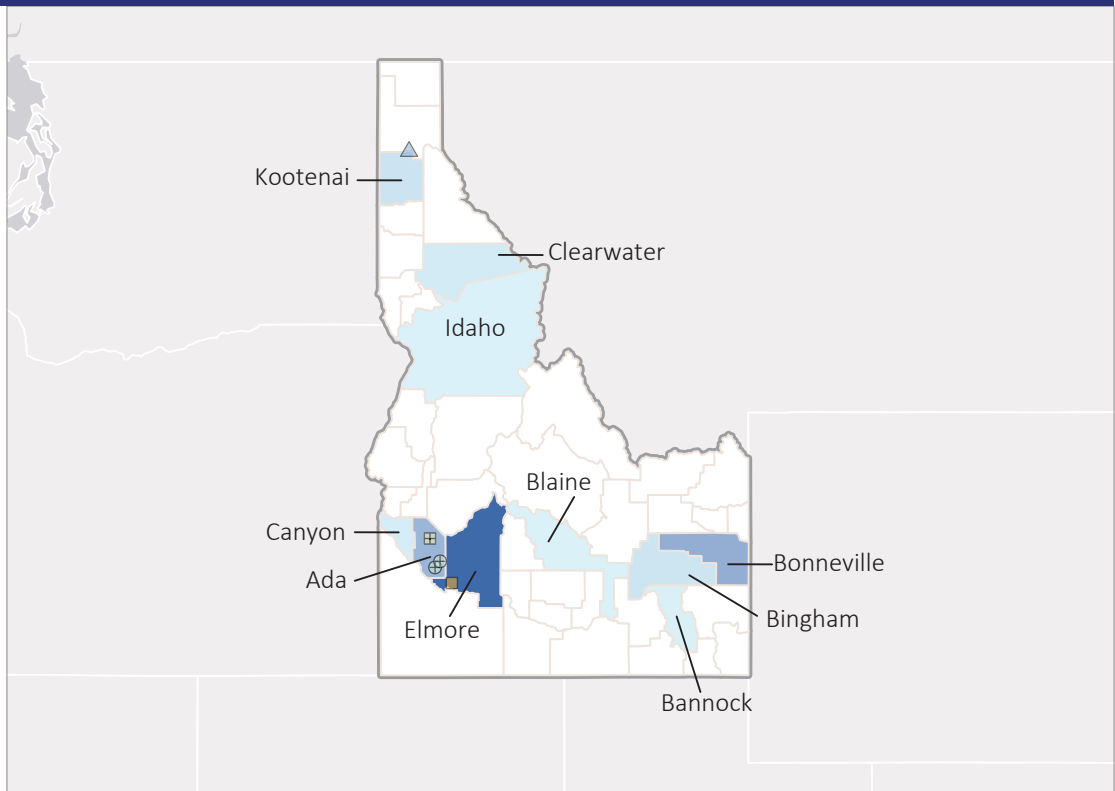
Top Defense Personnel Locations

| County | Active Duty | Civilian | National Guard | Reserve | Total |
|------------|-------------|----------|----------------|---------|-------|
| Ada | 80 | 943 | 2,778 | 701 | 4,502 |
| Elmore | 3,387 | 475 | 232 | 28 | 4,122 |
| Bannock | ND | 11 | 157 | 164 | ND |
| Kootenai | 0 | 74 | 149 | 105 | 328 |
| Canyon | ND | ND | 235 | 0 | ND |
| Twin Falls | ND | ND | 87 | 87 | ND |
| Bonneville | 22 | 13 | 93 | 0 | 128 |
| Jerome | 0 | ND | 122 | 0 | ND |
| Cassia | 0 | 0 | 107 | 0 | 107 |
| Nez Perce | ND | ND | 93 | 0 | ND |

TOP DEFENSE CONTRACT SPENDING LOCATIONS

(K = thousands, M = millions)

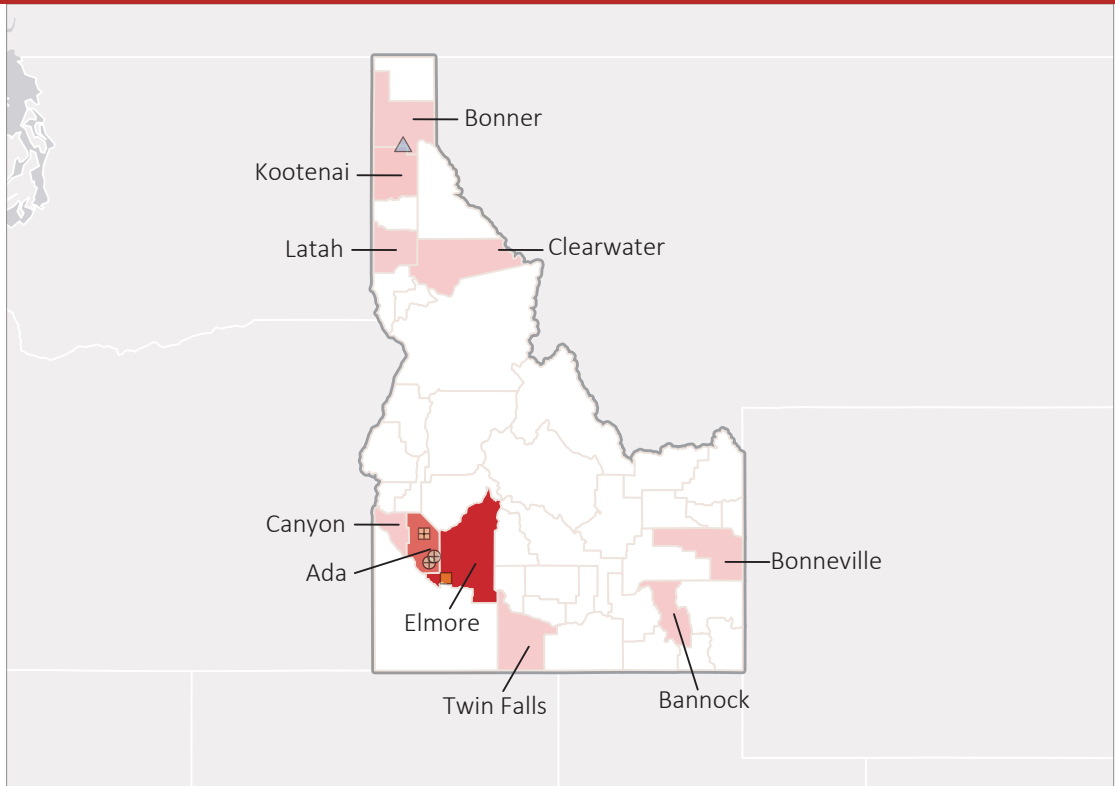
| | |
|------------|------------------|
| Elmore | \$120.9 M |
| Bonneville | \$58.1 M |
| Ada | \$51.2 M |
| Kootenai | \$12.8 M |
| Bingham | \$12.5 M |
| Clearwater | \$7.0 M |
| Canyon | \$5.9 M |
| Bannock | \$1.8 M |
| Blaine | \$1.5 M |
| Idaho | \$949.1 K |



TOP DEFENSE PERSONNEL SPENDING LOCATIONS

(M = millions)

| | |
|------------|------------------|
| Elmore | \$222.9 M |
| Ada | \$148.2 M |
| Kootenai | \$10.2 M |
| Bannock | \$7.1 M |
| Canyon | \$5.4 M |
| Clearwater | \$5.3 M |
| Bonneville | \$4.6 M |
| Twin Falls | \$4.0 M |
| Bonner | \$3.1 M |
| Latah | \$3.0 M |



■ AF Active
 AF Guard
 AF Reserve
 ● Army Active
 Army Guard
 Army Reserve
 ◆ MC Active
 ▲ Navy Active
 ✱ WHS