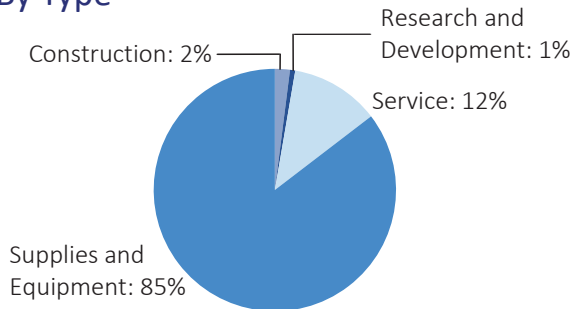


ARKANSAS

#41 \$1.6 B SPENT IN STATE	#40 1.2% OF STATE GDP	0.3% OF TOTAL U.S. DEFENSE SPENDING	\$545 PER RESIDENT	#42 \$1.0 B CONTRACT SPENDING	#35 18,331 NUMBER OF PERSONNEL	#38 \$0.7 B PERSONNEL SPENDING
--------------------------------------	---------------------------------	---	------------------------------	---	--	--

DEFENSE CONTRACTS

By Type



Top Defense Contractors

(M = millions)

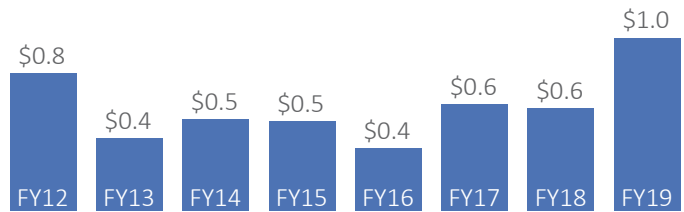
Aerojet Rocketdyne	\$663.0 M
Arkansas Lighthouse for Blind Inc.	\$21.6 M
Trane U.S. Inc.	\$20.3 M
National Presto Industries	\$19.3 M
Enviro Systems Inc.	\$16.9 M
General Dynamics	\$15.8 M
PPG Industries	\$10.1 M
Esterline Technologies	\$9.0 M
Ducommun	\$8.4 M
MartinFederal Consulting	\$6.7 M

By Service



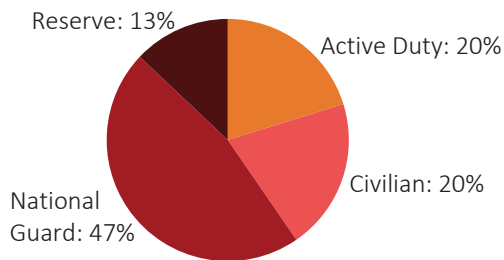
Contract Awards Performed

(By Fiscal Year, billions)



DEFENSE PERSONNEL

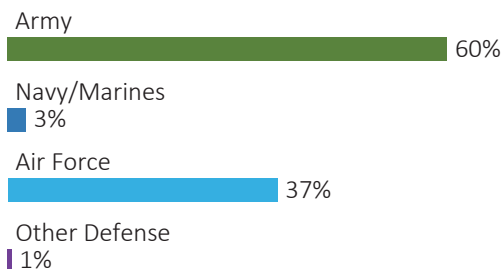
Allocations, By Type



\$685.7 MILLION
TOTAL PAYROLL

18,331
TOTAL PERSONNEL

Allocations, By Service



Top Defense Personnel Locations

County	Active Duty	Civilian	National Guard	Reserve	Total
Pulaski	3,556	1,975	3,135	1,558	10,224
Sebastian	37	379	1,356	156	1,928
Jefferson	ND	773	134	0	ND
Benton	0	37	624	137	798
Washington	17	ND	310	0	ND
Craighead	ND	20	274	27	ND
White	ND	11	238	0	ND
Faulkner	ND	28	80	108	ND
Garland	ND	65	42	111	ND
Pope	ND	53	136	12	ND

TOP DEFENSE CONTRACT SPENDING LOCATIONS

(M = millions)

Ouachita
\$687.7 M

Pulaski
\$113.5 M

Jefferson
\$47.2 M

Calhoun
\$19.9 M

Columbia
\$17.4 M

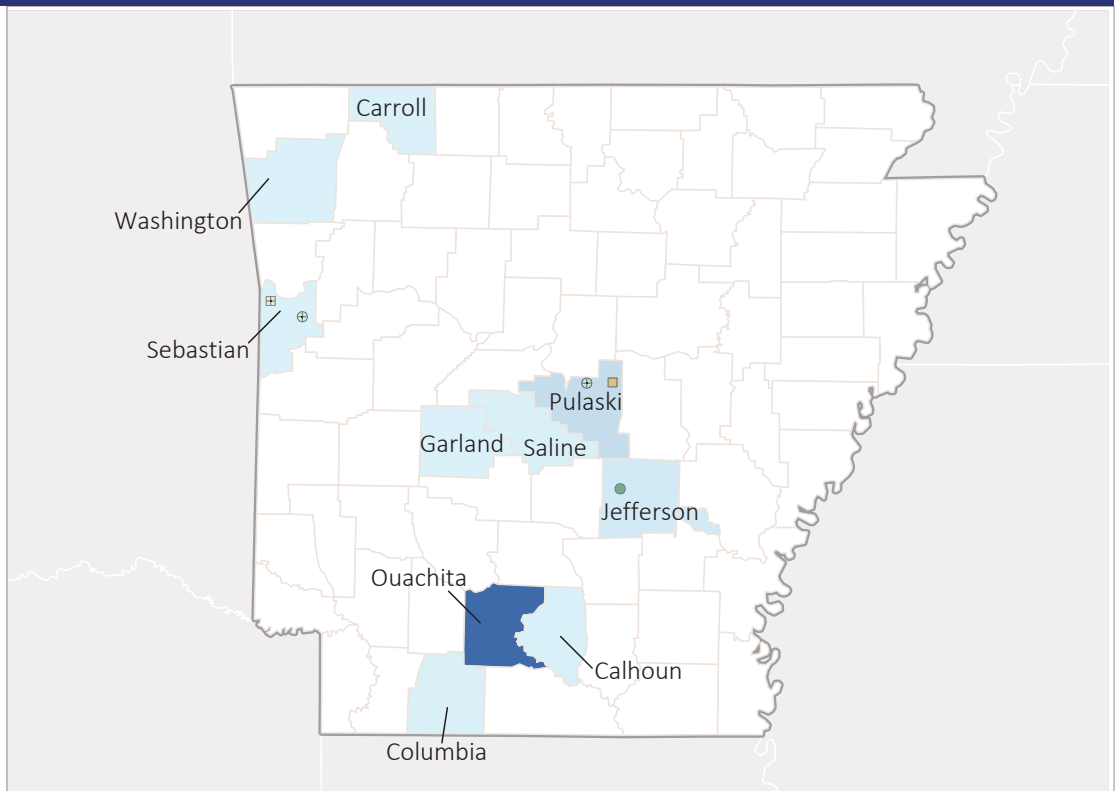
Saline
\$13.2 M

Sebastian
\$8.1 M

Garland
\$7.2 M

Carroll
\$6.7 M

Washington
\$6.7 M



TOP DEFENSE PERSONNEL SPENDING LOCATIONS

(M = millions)

Pulaski
\$468.0 M

Sebastian
\$60.3 M

Jefferson
\$53.2 M

Benton
\$11.1 M

Washington
\$8.0 M

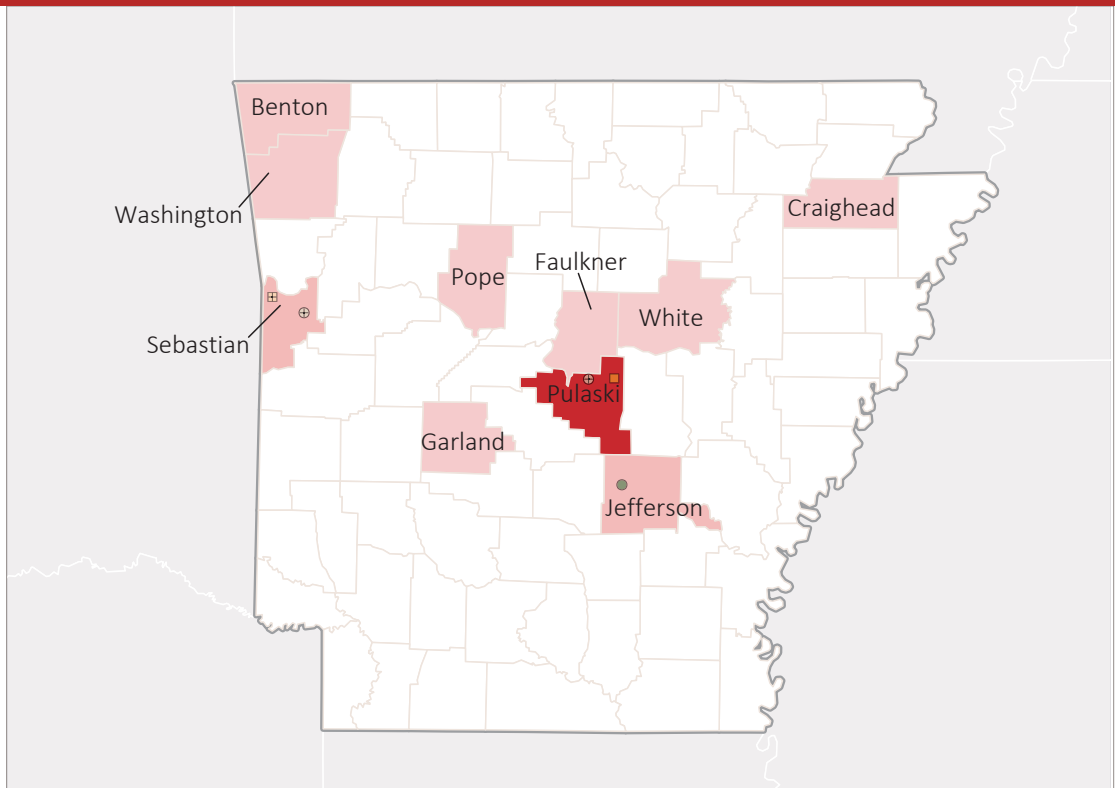
Garland
\$7.1 M

Pope
\$6.0 M

Craighead
\$5.3 M

Faulkner
\$4.9 M

White
\$4.4 M



■ AF Active
 ■ AF Guard
 □ AF Reserve
 ● Army Active
 ● Army Guard
 ○ Army Reserve
 ◆ MC Active
 ▲ Navy Active
 ✱ WHS