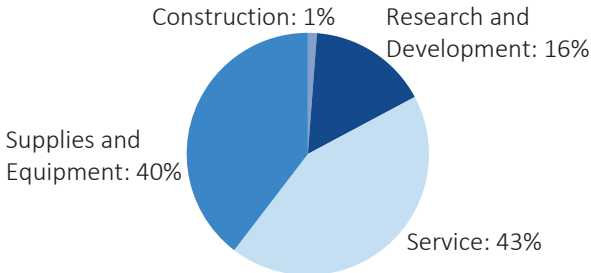


ALABAMA

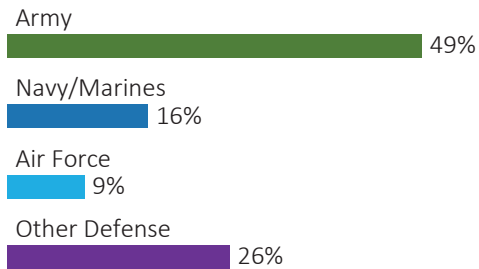
#9 \$16.0 B SPENT IN STATE	#3 6.9% OF STATE GDP	2.9% OF TOTAL U.S. DEFENSE SPENDING	\$3,263 PER RESIDENT	#11 \$12.7 B CONTRACT SPENDING	#18 52,197 NUMBER OF PERSONNEL	#11 \$3.3 B PERSONNEL SPENDING
--------------------------------------	--------------------------------	---	--------------------------------	--	--	--

DEFENSE CONTRACTS

By Type



By Service



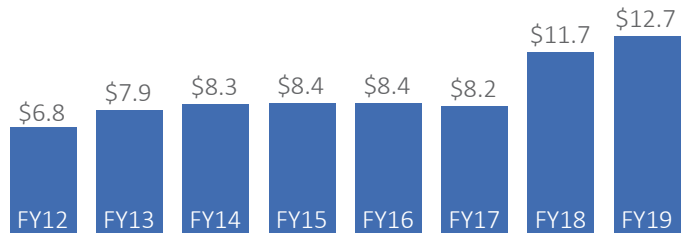
Top Defense Contractors

(M = millions, B = billions)

Austal	\$1.4 B
Boeing	\$1.3 B
Northrop Grumman	\$970.6 M
M1 Support Services	\$596.9 M
SAIC	\$578.0 M
Torch Technologies	\$457.1 M
Lockheed Martin	\$369.4 M
Science and Engineering Services	\$340.8 M
KBR	\$252.7 M
Parsons Corp.	\$231.6 M

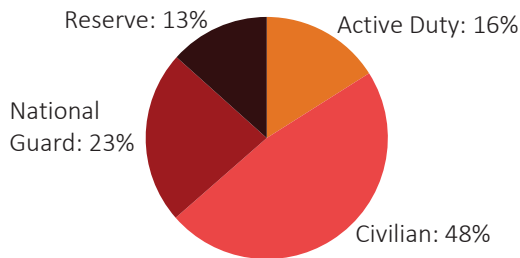
Contract Awards Performed

(By Fiscal Year, billions)




DEFENSE PERSONNEL

Allocations, By Type



Allocations, By Service



\$3.3 BILLION
TOTAL PAYROLL

52,197
TOTAL PERSONNEL

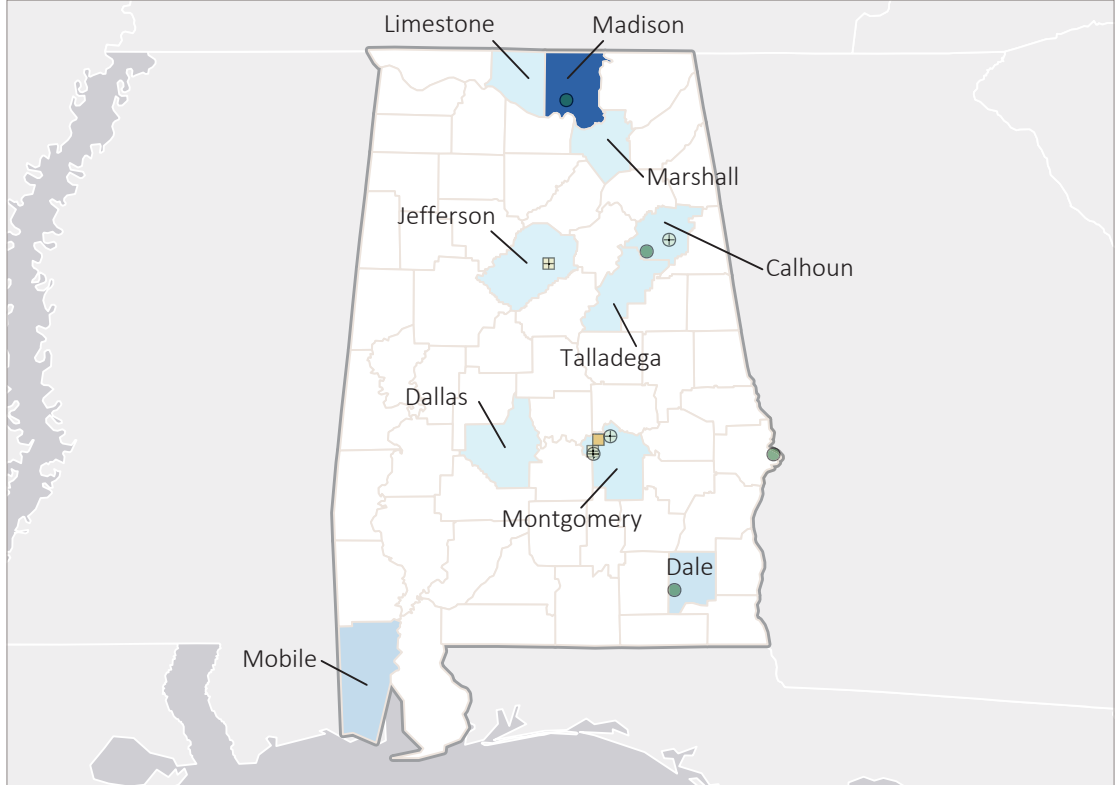
Top Defense Personnel Locations

County	Active Duty	Civilian	National Guard	Reserve	Total
Madison	727	13,767	461	776	15,731
Montgomery	3,161	3,185	2,686	2,220	11,252
Dale	3,837	2,180	52	146	6,215
Calhoun	45	3,734	943	385	5,107
Jefferson	300	447	1,740	1,879	4,366
Mobile	46	792	789	655	2,282
Tuscaloosa	14	82	169	263	528
Houston	52	37	285	96	470
Lee	48	18	141	243	450
Coffee	0	171	278	0	449

TOP DEFENSE CONTRACT SPENDING LOCATIONS

(M = millions, B = billions)

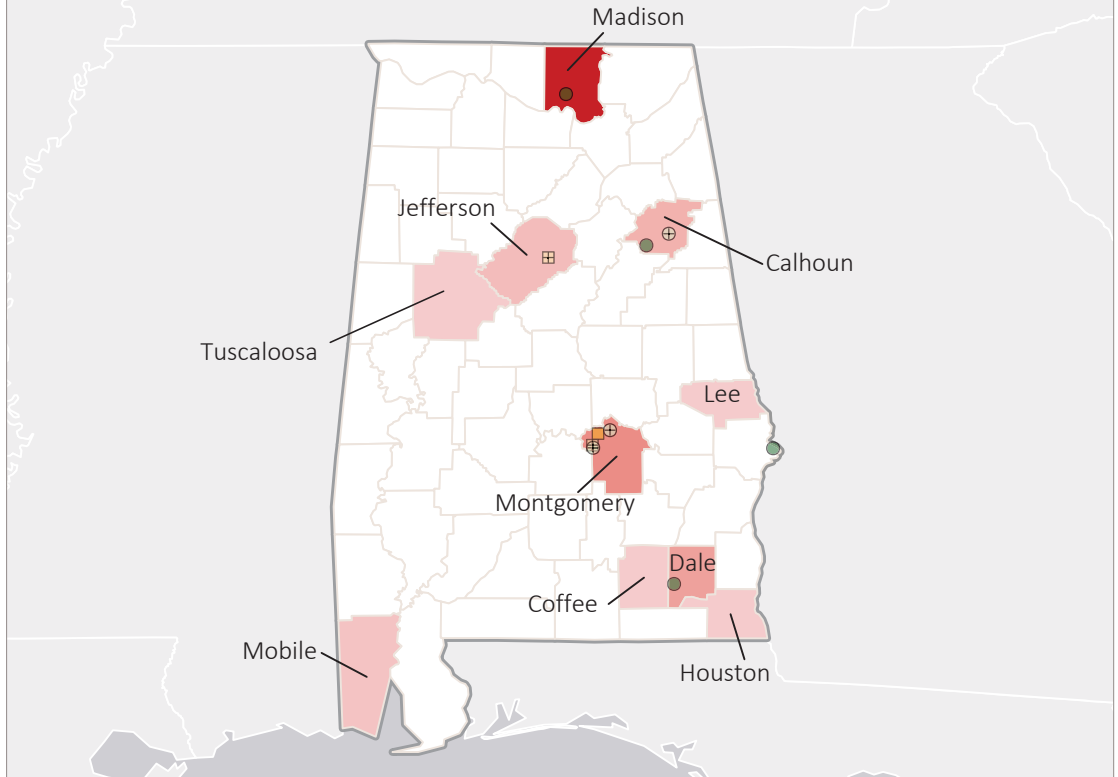
Madison	\$9.2 B
Mobile	\$1.5 B
Dale	\$857.2 M
Montgomery	\$269.7 M
Calhoun	\$269.0 M
Limestone	\$94.2 M
Talladega	\$87.3 M
Jefferson	\$71.3 M
Marshall	\$48.4 M
Dallas	\$41.0 M



TOP DEFENSE PERSONNEL SPENDING LOCATIONS

(M = millions, B = billions)

Madison	\$1.6 B
Montgomery	\$629.7 M
Dale	\$430.0 M
Calhoun	\$264.2 M
Jefferson	\$156.1 M
Mobile	\$93.2 M
Coffee	\$14.9 M
Tuscaloosa	\$14.1 M
Houston	\$13.6 M
Lee	\$12.8 M



■ AF Active
 ■ AF Guard
 AF Reserve
 ● Army Active
 ⊕ Army Guard
 Army Reserve
 ◆ MC Active
 ▲ Navy Active
 ✱ WHS